

AMPTELIKE VEILINGSKATALOGUS VIR / OFFICIAL AUCTION CATALOGUE FOR

KAROOVELD BONSMARAS

Veilingsdatum / Auction Date:
17 September 2024

Data soos op / Data as on:
16 August 2024



SALES UNDER AUSPICES OF BONSMARA SA

Bonsmara stud breeding is subject to the stipulations of the Livestock Improvement Act and conforms to the standards of Bonsmara SA. The Society therefore has the right to implement certain controls to ensure the accuracy of information regarding Parentage, Performance and Estimated Breeding Values.

Information regarding Parentage, Performance and Estimated Breeding Values of animals, as supplied by the breeder, have been verified and compared to the official database of LOGIX BEEF. Bonsmara SA therefore, confirms the accuracy of such information.

To the knowledge of the Society these controls have been carried out accurately. However, the Society does not take any responsibility for incorrect information through printing errors or incorrect information provided by the breeder.

Animals on such sales have been visually screened by Inspectors of Bonsmara SA and comply with the Bonsmara Minimum Breed Standards as stipulated by the Society.

The Society DOES NOT have any control over:

- Immunization and health status of animals
- Pregnancy status of cows and heifers
- Suitability of a bull for breeding
- Fertility status as well as venereal diseases and
- Commercial animals

Since the above is not classified as information regarding Parentage, Performance and Estimated Breeding Values, it DOES NOT fall within the jurisdiction of the meaning "Under the Auspices of Bonsmara SA".



VEILINGS ONDER BESKERMING VAN BONSMARA SA

Bonsmara stoetteling wat onderhewig is aan die bepalings van die Veeverbeteringswet, vind plaas onder die vaandel van Bonsmara SA. Daarom behou die Genootskap hom die reg voor om kontroles volgens bepaalde prosedures uit te oefen ten opsigte van Ouerskap inligting, Prestasiedata en Beraamde Teelwaardes.

Ouerskap inligting, Prestasiedata en Beraamde Teelwaardes soos deur die teler voorsien vir die doel van hierdie katalogus, is gekontroleer en vergelyk met die amptelike databasis soos gehou deur LOGIX BEEF. Bonsmara SA bevestig dus die korrektheid van sodanige inligting.

Alhoewel die kontroles na die beste wete van die Genootskap gedoen is, kan die Genootskap egter nie verantwoordelik gehou word vir foutiewe inligting as gevolg van drukkersfoute of verkeerde inligting deur die telers verskaf nie.

Diere wat op hierdie veilings aangebied word, is onderwerp aan 'n proses van visuele inspeksie deur Keurders van Bonsmara SA en voldoen aan die Bonsmara Minimum Rasstandaarde soos bepaal deur die Genootskap.

Die Genootskap het egter GEEN beheer oor:

- Immunisering en gesondheidstatus van diere
- Dragtigheidstatus van koeie en verse
- Teelgeskiktheid van bulle
- Vrugbaarheidstatus, asook geslagsiektes en
- Kommersiële diere nie.

Aangesien bogenoemde nie val onder die bedoeling met Ouerskap inligting, Prestasiedata en Beraamde Teelwaardes nie, sorteer dit NIE onder die jurisdiksie van die bedoeling "Onder beskerming van Bonsmara SA" nie.



ANIMAL AND PEDIGREE INFORMATION

LOT 1 1 **THE RED CATTLE FARM** 2

3

ABC 150029 4

2015-02-03 5

SP 6

Parentage Sire Dam

DNA ✓

Genomic ✓

DEF 100066 P

7 DEF 050022

8 GHI 070076 HH(c) 9

AGE/CALV. 14/10
AVG. Wt/CALV. 92/10
ICP 395

JKL 000077 P

12 MNO 030002

AGE/CALV. 19/10
AVG. Wt/CALV. 109/10
ICP 407

1. Lot Number
2. Owner of the animal
3. Herd's logo (if available)
4. Animal Identification Number
5. Birth date
6. Herd book section - NFR / PEN / F0 / A / B / SP
7. Four (4) generation pedigree
8. Genomic testing - it is indicated with the GT logo
9. Polled Status - the status will only be printed for animals that have been tested
10. Parentage Verification - a green tick (✓) indicates that the sire and/or dam has been verified via either microsatellite (DNA), or Genomic testing
11. QR Code - This code can be scanned with a smart device. It redirects to the animal's information on www.SABeefBulls.com where all information for the animal is available.
12. Dam information
 - Age and Number of Calvings
 - Average Wean Index and Number of Calves Weaned
 - Intercalving Period


MYOSTATIN STATUS

The animal's status, if tested for myostatin variants, is indicated as follows:

- Not Tested
- 0 - Normal
- 1 - Heterozygous / Carrier of Double-Muscling gene
- 2 - Homozygous / Double-Muscled

LOGIX SELECTION VALUES

| | | | | | | |
|--------------------|-------------------|-----------------|-------------------|-----------|--------------|---------------|
| Calving Ease Value | Weaner Calf Value | Fertility Value | Maintenance Value | Cow Value | Growth Value | Carcass Value |
| 109 | 98 | 111 | 99 | 101 | 98 | 103 |
| 1 | 2 | 3 | 4 | 5 | 6 | 7 |




5 L♀ GIX Cow Value

Selection of:

- Fertile cows,
- with low maintenance,
- that calf easily,
- and wean heavy calves

- 1 Calving Ease Value EBVs Birth Direct & Maternal
- Calf Growth Value EBV Wean Direct
- 3 Fertility Value EBVs Cow & Heifer Fertility, EBV Longevity
- Milk Value EBV Wean Maternal
- 4 Maintenance Value EBVs Mature weight & Milk



2 L♀ GIX Weaner Calf Value


Selection of:

- Heavier weaning weights,
- with more milk,
- but restricted birth weight



7 L♀ GIX Carcass Value

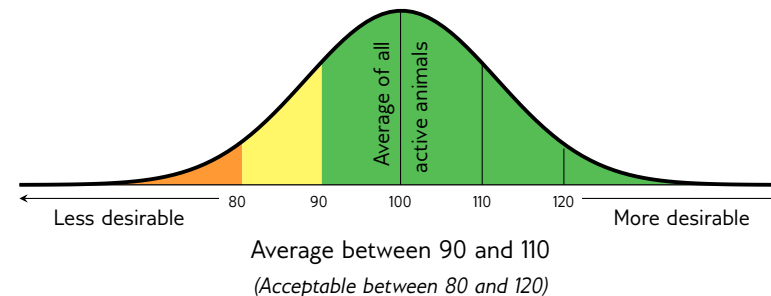
Selection for higher meat yield on carcass



6 L♀ GIX Growth Value

Selection of efficient growers on veld & in the feedlot

INTERPRETATION OF BREEDING VALUE INDICES



EXPLANATION OF BREEDING VALUES AND SELECTION VALUES

| Traits | Description/Measurement | Goal | General Guidelines | | | | | | |
|------------------|-----------------------------------|-------|---|---------------------------|--------|------|------|---|--------|
| | | | <-80 | <-90 | 90-110 | >110 | >120 | | |
| Selection Values | 5 Cow Value | CV | Combination of Calving Ease, Calf Growth, Milk, Maintenance and Fertility Values (Rand-Value) | Profitable Cow | Loss | | | | Profit |
| | 1 Calving Ease Value | CEV | Risk for calving problems (calf too heavy) vs calf too small | Average birth weight | High | | | | Low |
| | Calf Growth Value | CGrV | Calf's genetic ability for pre-weaning growth | Heavy weaner calf | Light | | | | Heavy |
| | Milk Value | MlkV | Cow's genetic mothering and milking ability | Enough milk for the calf | Less | | | | More |
| | 4 Maintenance Value | MntV | Maintenance requirements of cow (cow weight and milk) | Low cow maintenance | High | | | * | Low |
| | 3 Fertility Value | FertV | Fertility and retention of cows and heifers | Fertile cows | Low | | | | High |
| | 2 Weaner Calf Value | WnCV | Combination of calf's weight and cow's milk | Heavy weaner calves | Light | | | | Heavy |
| | 6 Growth Value | GV | Efficient growth on veld and in feedlot (Rand-value) | Profitable growth | Loss | | | | Profit |
| Cow & Heifer | 7 Carcass Value | VarcV | Meat on carcass (Weight and RTU EBVs) | More meat on the carcass | Less | | | | More |
| | Production Value | PV | Combination of Cow- and Growth values (Rand-value) | Profitable animals | Loss | | | | Profit |
| | 8 Birth Weight Direct | BD | Birth weight (Calf's genetic ability) | Average birth weight | Heavy | | | | Light |
| | Birth Weight Maternal | BM | Birth weight (Cow's genetic ability) | Easy calving | Heavy | | | | Light |
| | 9 Weaning Weight Direct | WD | Weaning weight (Calf's genetic ability) | Heavy weaner calves | Light | | | | Heavy |
| | 10 Weaning Weight Maternal | WM | Weaning weight (Cow's genetic ability) | Good mothers | Poor | | | | Good |
| Fertility | 18 Mature Cow Weight | MW | Cow weight at weaning of first three calves | Average mature cow weight | Light | | * | * | Heavy |
| | Cow-Calf Birth | CCB | EBV Birth Direct / EBV Mature Cow weight | Average | Low | | | | High |
| | Cow-Calf Wean | CCW | EBV Wean Direct / EBV Mature Cow weight | High calf-cow ratio | Low | | | | High |
| | 12 Heifer Fertility | HF | Age at first calving | Fertile heifers | Less | | | | More |
| Growth & Frame | 13 Cow Fertility | CFE | First 3 inter-calving periods (ICPs) | Fertile cows | Less | | | | More |
| | 11 Scrotal Circumference | SC | Scrotal circumference as measured during the growth test | Fertile bulls | Less | | | | More |
| | 14 Longevity | LG | Retention of progeny | Acceptable progeny | Poor | | | | Good |
| | 15 Post-Wean Weight | PWn | 12- and 18 month weights | Good post-wean growth | Low | | | * | High |
| | 16 Average Daily Gain | ADG | Average daily gain | Good growth | Poor | | | | Good |
| | 17 Feed Conversion Ratio | FCR | 100g feed intake / g weight gain | Feed efficiency | Poor | | | | Good |
| Carcass | Final Test Weight | FW | Final weight in the growth test | Heavy carcass | Light | | | * | Heavy |
| | 19 Height | H | Shoulder / Hip height in growth test | Average height | Short | | | | Tall |
| | 20 Length | L | Length in growth test | Longer for more muscle | Short | | | | Long |
| | 24 Length-Height Ratio | LH | EBV Length / EBV Height | Longer rather than tall | <1 | | | | >1 |
| Carcass | 21 Eye Muscle Area | EMA | RTU measured eye muscle area | Bigger steaks | Small | | | | Big |
| | 22 Fat Thickness | Fat | RTU measured P8 backfat thickness | Carcass quality | Thin | | | | Thick |
| | 23 Marbling | Mar | RTU measured % of intra-muscular fat | Juicy meat | Low | | | | High |
| | Dressing Percentage | D% | Carcass weight / Live weight | High dressing percentage | Low | | | | High |

* Determined by own selection goal

GENETIC VALUES - BUILDING BLOCKS

| Calf and Mother | | | Fertility | | | | Post-Wean Growth | | | Frame | | | Carcass | | |
|-----------------|-----------|-----------|--------------|--------------|-----------|---------|------------------|-----|-----|---------------|--------|--------|---------|-----|-----|
| Birth Dir. | Wean Dir. | Wean Mat. | Scrot. Circ. | Heifer Fert. | Cow Fert. | Longev. | Post Wean | ADG | FCR | Mature Weight | Height | Length | EMA | Fat | Mar |
| 99 | 99 | 90 | 97 | 75 | 92 | 85 | 100 | 94 | 93 | 92 | 123 | 110 | 104 | 100 | 79 |
| 8 | 9 | 10 | 11 | 12 | 13 | 14 | 15 | 16 | 17 | 18 | 19 | 20 | 21 | 22 | 23 |

PHENOTYPIC VALUES

| | | | | | | |
|------------|------------|------------|-----------|-----------|---------|------|
| Wean Index | 365D Index | 540D Index | ADG Index | FCR Index | Scrotum | LH |
| 109 | 104 | 105 | 122 | 117 | 327 | 1.22 |
| | | | 16 | 17 | 11 | 24 |

The Logix Selection Values are compiled of specific genetic building blocks, as indicated in the selection value descriptions on the previous page. These genetic building blocks are indicated in the catalogue by their Breeding Value Indices.

- Wean, 365D, 504D, ADG and FCR Indices - phenotypic index obtained within the animal's contemporary group
- Scrotum - adjusted scrotal circumference, in mm, as measured during the growth test
- Length-Height Ratio (LH) - the animal's length / height ratio as measured during the growth test

LOT 1 KAROOVELD BONSMARAS

GZV 180213
2018-11-20 SP

Parentage Sire Dam

DNA

Genomic

GZV 140154

NPT 130033
AGE/CALV. 8/5
AVG. WJ/CALV. 105/5
ICP 388

AG 080210

GZV 080200
AGE/CALV. 12/10
AVG. WJ/CALV. 102/10
ICP 414

NPT 100077

NPT 070306
AGE/CALV. 7/4
AVG. WJ/CALV. 108/3
ICP 424

HJS 030016

BZ 020158
AGE/CALV. 13/6
AVG. WJ/CALV. 103/4

GZV 060241

GZV 060249
AGE/CALV. 6/5
AVG. WJ/CALV. 98/4

NPT 910040

NPT 050019
AGE/CALV. 7/4
AVG. WJ/CALV. 90/3

NPT 030107

NPT 960186
AGE/CALV. 11/8
AVG. WJ/CALV. 103/7

| | | | | | | |
|--------------------|-------------------|-----------------|-------------------|------------|--------------|---------------|
| Calving Ease Value | Weaner Calf Value | Fertility Value | Maintenance Value | Cow Value | Growth Value | Carcass Value |
| 109 | 111 | 104 | 107 | 111 | 87 | 90 |

| Calf and Mother | | | Fertility | | | | Post-Wean Growth | | | Frame | | | Carcass | | |
|-----------------|-----------|-----------|------------|--------------|-----------|---------|------------------|-----|-----|---------------|--------|--------|---------|-----|-----|
| Birth Dir. | Wean Dir. | Wean Mat. | Scr. Circ. | Heifer Fert. | Cow Fert. | Longev. | Post Wean | ADG | FCR | Mature Weight | Height | Length | EMA | Fat | Mar |
| 102 | 107 | 91 | 126 | 107 | 92 | 113 | 95 | 82 | 84 | 93 | 82 | 87 | 83 | 105 | 106 |

| Wean Index | 365D Index | 540D Index | ADG Index | FCR Index | Scrotum | LH |
|------------|------------|------------|-----------|-----------|---------|------|
| 106 | - | - | 97 | - | 384 | 1.22 |

| Myostatin | |
|-----------|------------|
| Q204X | Not Tested |
| NT821 | Not Tested |
| F94L | Not Tested |

REMARKS: In kudde gebruik

LOGIX EBV Analysis: 2024-08-19

LOT 2 KAROOVELD BONSMARAS

KVB 210203
2021-11-27 SP

Parentage Sire Dam

DNA

Genomic

CSW 170184 Pp(c)

KVB 140126
AGE/CALV. 9/7
AVG. WJ/CALV. 105/7
ICP 406

CSW 140089 P

CSW 110100
AGE/CALV. 13/10
AVG. WJ/CALV. 102/8
ICP 398

FCT 110285 HH(c)

KVB 050104
AGE/CALV. 12/10
AVG. WJ/CALV. 101/10
ICP 392

CSW 090137 Pp(c)

CSW 110159
AGE/CALV. 11/8
AVG. WJ/CALV. 95/7

BG 070060

CSW 060022
AGE/CALV. 13/9
AVG. WJ/CALV. 106/9

FCT 080118

FCT 060069
AGE/CALV. 13/11
AVG. WJ/CALV. 101/10

KVB 000045

AJL 970011
AGE/CALV. 12/11
AVG. WJ/CALV. 102/11

| | | | | | | |
|--------------------|-------------------|-----------------|-------------------|-----------|--------------|---------------|
| Calving Ease Value | Weaner Calf Value | Fertility Value | Maintenance Value | Cow Value | Growth Value | Carcass Value |
| 94 | 96 | 98 | 97 | 95 | 108 | 114 |

| Calf and Mother | | | Fertility | | | | Post-Wean Growth | | | Frame | | | Carcass | | |
|-----------------|-----------|-----------|------------|--------------|-----------|---------|------------------|-----|-----|---------------|--------|--------|---------|-----|-----|
| Birth Dir. | Wean Dir. | Wean Mat. | Scr. Circ. | Heifer Fert. | Cow Fert. | Longev. | Post Wean | ADG | FCR | Mature Weight | Height | Length | EMA | Fat | Mar |
| 98 | 101 | 99 | 111 | 97 | 99 | 102 | 106 | 113 | 103 | 101 | 95 | 101 | 112 | 133 | 58 |

| Wean Index | 365D Index | 540D Index | ADG Index | FCR Index | Scrotum | LH |
|------------|------------|------------|-----------|-----------|---------|------|
| 113 | - | - | 97 | - | 389 | 1.17 |

| Myostatin | |
|-----------|---|
| Q204X | 0 |
| NT821 | 0 |
| F94L | 0 |

REMARKS:

LOGIX EBV Analysis: 2024-08-19

LOT 3 KAROOVELD BONSMARAS

KVB 200068
2020-09-07 SP

Parentage Sire Dam

DNA

Genomic

AG 120062 HH(c)

KVB 110025
AGE/CALV. 12/9
AVG. WJ/CALV. 98/9
ICP 380

AG 070742

AG 080435
AGE/CALV. 13/9
AVG. WJ/CALV. 97/8
ICP 468

KVB 080099

KVB 080118
AGE/CALV. 12/10
AVG. WJ/CALV. 100/10
ICP 405

WAT 030085

AG 030216
AGE/CALV. 15/12
AVG. WJ/CALV. 106/12

AG 030256

AG 030146
AGE/CALV. 14/10
AVG. WJ/CALV. 107/10

EI 940339

KVB 020057
AGE/CALV. 8/6
AVG. WJ/CALV. 103/6

AG J 0008

KVB 030090
AGE/CALV. 10/8
AVG. WJ/CALV. 100/8

| | | | | | | |
|--------------------|-------------------|-----------------|-------------------|------------|--------------|---------------|
| Calving Ease Value | Weaner Calf Value | Fertility Value | Maintenance Value | Cow Value | Growth Value | Carcass Value |
| 107 | 115 | 102 | 117 | 116 | 98 | 99 |

| Calf and Mother | | | Fertility | | | | Post-Wean Growth | | | Frame | | | Carcass | | |
|-----------------|-----------|-----------|------------|--------------|-----------|---------|------------------|-----|-----|---------------|--------|--------|---------|-----|-----|
| Birth Dir. | Wean Dir. | Wean Mat. | Scr. Circ. | Heifer Fert. | Cow Fert. | Longev. | Post Wean | ADG | FCR | Mature Weight | Height | Length | EMA | Fat | Mar |
| 103 | 103 | 106 | 108 | 112 | 83 | 113 | 101 | 103 | 111 | 85 | 84 | 87 | 102 | 91 | 104 |

| Wean Index | 365D Index | 540D Index | ADG Index | FCR Index | Scrotum | LH |
|------------|------------|------------|-----------|-----------|---------|----|
| 108 | 104 | 102 | - | - | - | - |

| Myostatin | |
|-----------|---|
| Q204X | 0 |
| NT821 | 0 |
| F94L | 0 |

REMARKS: In kudde gebruik, Behou een mede eienaarskap - saad reeds getap

LOGIX EBV Analysis: 2024-08-19

LOT 7 KAROOVELD BONSMARAS

KVB 200083
2020-09-24 SP

Parentage Sire Dam

DNA

Genomic

KVB 160044
AGE/CALV. 8/3
AVG. WJ/CALV. 102/3
ICP 537

AG 070742

AG 080435
AGE/CALV. 13/9
AVG. WJ/CALV. 97/8
ICP 468

KVB 110083

KVB 120062
AGE/CALV. 12/9
AVG. WJ/CALV. 108/9
ICP 400

WAT 030085

AG 030216
AGE/CALV. 15/12
AVG. WJ/CALV. 106/12

AG 030256

AG 030146
AGE/CALV. 14/10
AVG. WJ/CALV. 107/10

KVB 080089

KVB 080163
AGE/CALV. 12/10
AVG. WJ/CALV. 103/10

BG 040088

KVB 070106
AGE/CALV. 7/3
AVG. WJ/CALV. 103/2

| | | | | | | |
|--------------------|-------------------|-----------------|-------------------|-----------|--------------|---------------|
| Calving Ease Value | Weaner Calf Value | Fertility Value | Maintenance Value | Cow Value | Growth Value | Carcass Value |
| 93 | 103 | 89 | 123 | 99 | 102 | 92 |

| Calf and Mother | | | Fertility | | | | Post-Wean Growth | | | Frame | | | Carcass | | |
|-----------------|-----------|-----------|------------|--------------|-----------|---------|------------------|-----|-----|---------------|--------|--------|---------|-----|-----|
| Birth Dir. | Wean Dir. | Wean Mat. | Scr. Circ. | Heifer Fert. | Cow Fert. | Longev. | Post Wean | ADG | FCR | Mature Weight | Height | Length | EMA | Fat | Mar |
| 95 | 93 | 115 | 108 | 103 | 73 | 109 | 98 | 103 | 111 | 78 | 83 | 83 | 97 | 87 | 98 |

| Wean Index | 365D Index | 540D Index | ADG Index | FCR Index | Scrotum | LH |
|------------|------------|------------|-----------|-----------|---------|------|
| 97 | - | - | 114 | - | 394 | 1.20 |

| Myostatin | |
|-----------|---|
| Q204X | 0 |
| NT821 | 0 |
| F94L | 0 |

REMARKS: In kudde gebruik

LOGIX EBV Analysis: 2024-08-19

LOT 8 KAROOVELD BONSMARAS

KVB 210189
2021-11-16 SP

Parentage Sire Dam

DNA

Genomic

KVB 170232

KVB 130098

KVB 100043
AGE/CALV. 10/7
AVG. WJ/CALV. 103/6
ICP 431

KVB 100065

KVB 040031
AGE/CALV. 11/7
AVG. WJ/CALV. 101/6
ICP 505

FCT 110285 HH(c)

KVB 080118
AGE/CALV. 12/10
AVG. WJ/CALV. 100/10

KVB 060062

KVB 050111
AGE/CALV. 13/10
AVG. WJ/CALV. 102/10

VV 030346

KVB 050105
AGE/CALV. 10/7
AVG. WJ/CALV. 104/6

KVB 000012

KVB 000035
AGE/CALV. 13/11
AVG. WJ/CALV. 100/11

| | | | | | | |
|--------------------|-------------------|-----------------|-------------------|-----------|--------------|---------------|
| Calving Ease Value | Weaner Calf Value | Fertility Value | Maintenance Value | Cow Value | Growth Value | Carcass Value |
| 107 | 76 | 94 | 117 | 83 | 80 | 70 |

| Calf and Mother | | | Fertility | | | | Post-Wean Growth | | | Frame | | | Carcass | | |
|-----------------|-----------|-----------|------------|--------------|-----------|---------|------------------|-----|-----|---------------|--------|--------|---------|-----|-----|
| Birth Dir. | Wean Dir. | Wean Mat. | Scr. Circ. | Heifer Fert. | Cow Fert. | Longev. | Post Wean | ADG | FCR | Mature Weight | Height | Length | EMA | Fat | Mar |
| 105 | 74 | 98 | 75 | 104 | 90 | 90 | 66 | 72 | 80 | 85 | 69 | 64 | 68 | 103 | 99 |

| Wean Index | 365D Index | 540D Index | ADG Index | FCR Index | Scrotum | LH |
|------------|------------|------------|-----------|-----------|---------|------|
| 90 | - | - | 94 | - | 354 | 1.15 |

| Myostatin | |
|-----------|---|
| Q204X | 0 |
| NT821 | 0 |
| F94L | 0 |

REMARKS:

LOGIX EBV Analysis: 2024-08-19

LOT 9 KAROOVELD BONSMARAS

KVB 220158
2022-10-25 SP

Parentage Sire Dam

DNA ✓

Genomic

WDS 190071

BP 140025

WDS 170016
AGE/CALV. 7/5
AVG. WJ/CALV. 100/5
ICP 362

KVB 130098

KVB 080121
AGE/CALV. 11/8
AVG. WJ/CALV. 105/8
ICP 388

WCS 060011

BP 080032
AGE/CALV. 13/11
AVG. WJ/CALV. 98/9

MJG 130128

WDS 110043
AGE/CALV. 5/2
AVG. WJ/CALV. 100/2

FCT 110285 HH(c)

KVB 080118
AGE/CALV. 12/10
AVG. WJ/CALV. 100/10

KVB 050064

KVB 060061
AGE/CALV. 11/9
AVG. WJ/CALV. 100/9

| | | | | | | |
|--------------------|-------------------|-----------------|-------------------|------------|--------------|---------------|
| Calving Ease Value | Weaner Calf Value | Fertility Value | Maintenance Value | Cow Value | Growth Value | Carcass Value |
| 89 | 106 | 102 | 112 | 105 | 104 | 109 |

| Calf and Mother | | | Fertility | | | | Post-Wean Growth | | | Frame | | | Carcass | | |
|-----------------|-----------|-----------|------------|--------------|-----------|---------|------------------|-----|-----|---------------|--------|--------|---------|-----|-----|
| Birth Dir. | Wean Dir. | Wean Mat. | Scr. Circ. | Heifer Fert. | Cow Fert. | Longev. | Post Wean | ADG | FCR | Mature Weight | Height | Length | EMA | Fat | Mar |
| 90 | 103 | 106 | 106 | 103 | 101 | 100 | 108 | 107 | 106 | 90 | 86 | 98 | 110 | 95 | 106 |

| Wean Index | 365D Index | 540D Index | ADG Index | FCR Index | Scrotum | LH |
|------------|------------|------------|-----------|-----------|---------|------|
| 93 | - | - | 108 | - | 356 | 1.18 |

| Myostatin | |
|-----------|---|
| Q204X | 0 |
| NT821 | 0 |
| F94L | 0 |

REMARKS:

LOGIX EBV Analysis: 2024-08-19

BULLE

LOT 10 KAROOVELD BONSMARAS

KVB 220081
2022-09-07 SP

Ouerskap Vaar Moer

DNS

Genomies

TOR 160080

TOR 130103

TOR 140134
OUD/KALW. 9/8
GEM. SI/KALW. 99/7
TKP 370

VPT 130082 Pp(c)

KVB 190150 P
OUD/KALW. 4/2
GEM. SI/KALW. 97/2
TKP 408

KVB 110054
OUD/KALW. 10/8
GEM. SI/KALW. 91/7
TKP 350

VV 040046 HH(c)

TOR 080108
OUD/KALW. 14/12
GEM. SI/KALW. 97/12

TOR 110218

TOR 110190
OUD/KALW. 12/10
GEM. SI/KALW. 110/10

TOR 070088

MCU 040033 P
OUD/KALW. 12/9
GEM. SI/KALW. 101/8

EI 980080

KVB 060039
OUD/KALW. 11/9
GEM. SI/KALW. 101/9

| | | | | | | |
|---|---------------------------------------|--|--|---------------------------------|-----------------------------------|------------------------------------|
| Geboortegemak Waarde 117 | Speenkalf Waarde 113 | Vrugbaarheids-waarde 98 | Onderhouds-waarde 117 | Koeiwaarde 115 | Groei-waarde 110 | Karkas-waarde 106 |
|---|---------------------------------------|--|--|---------------------------------|-----------------------------------|------------------------------------|

| Kalf en Moeder | | | Vrugbaarheid | | | | Na-Speen Groei | | | Raam | | | Karkas | | |
|----------------|-----------|-----------|--------------|-------------|-------------|--------|----------------|-----|-----|-------------|--------|--------|--------|-----|-----|
| Geb. Dir. | Spn. Dir. | Spn. Mat. | Skr. Omtr. | Vers Vrugb. | Koei Vrugb. | Lankl. | Na-Speen | GDT | VOV | Volw. Gewig | Hoogte | Lengte | OSO | Vet | Mar |
| 116 | 99 | 103 | 118 | 98 | 95 | 108 | 110 | 109 | 101 | 85 | 93 | 104 | 108 | 94 | 94 |

| | | | | | | |
|-------------|-------------|-------------|------------|------------|---------|------|
| Spn. Indeks | 365D Indeks | 540D Indeks | GDT Indeks | VOV Indeks | Skrotum | LH |
| 98 | - | - | 107 | - | 400 | 1.19 |

| Miostation | |
|------------|---|
| Q204X | 0 |
| NT821 | 0 |
| F94L | 0 |

OPMERKINGS:

LOGIX EBV Analise: 2024-08-19

LOT 11 KAROOVELD BONSMARAS

KVB 220123
2022-09-28 SP

Ouerskap Vaar Moer

DNS

Genomies

WDS 190071

BP 140025

WDS 170016
OUD/KALW. 7/5
GEM. SI/KALW. 100/5
TKP 362

KVB 080103

KVB 180086
OUD/KALW. 6/3
GEM. SI/KALW. 107/3
TKP 490

KVB 140056
OUD/KALW. 9/6
GEM. SI/KALW. 106/6
TKP 493

WCS 060011

BP 080032
OUD/KALW. 13/11
GEM. SI/KALW. 98/9

MJG 130128

WDS 110043
OUD/KALW. 5/2
GEM. SI/KALW. 100/2

EI 980080

KVB 990018
OUD/KALW. 10/8
GEM. SI/KALW. 109/8

KVB 110083

KVB 110055
OUD/KALW. 4/1
GEM. SI/KALW. 97/1

| | | | | | | |
|--|---------------------------------------|--|---------------------------------------|---------------------------------|-----------------------------------|------------------------------------|
| Geboortegemak Waarde 88 | Speenkalf Waarde 122 | Vrugbaarheids-waarde 96 | Onderhouds-waarde 91 | Koeiwaarde 108 | Groei-waarde 107 | Karkas-waarde 110 |
|--|---------------------------------------|--|---------------------------------------|---------------------------------|-----------------------------------|------------------------------------|

| Kalf en Moeder | | | Vrugbaarheid | | | | Na-Speen Groei | | | Raam | | | Karkas | | |
|----------------|-----------|-----------|--------------|-------------|-------------|--------|----------------|-----|-----|-------------|--------|--------|--------|-----|-----|
| Geb. Dir. | Spn. Dir. | Spn. Mat. | Skr. Omtr. | Vers Vrugb. | Koei Vrugb. | Lankl. | Na-Speen | GDT | VOV | Volw. Gewig | Hoogte | Lengte | OSO | Vet | Mar |
| 83 | 125 | 97 | 115 | 99 | 96 | 100 | 114 | 96 | 91 | 108 | 91 | 103 | 105 | 96 | 104 |

| | | | | | | |
|-------------|-------------|-------------|------------|------------|---------|------|
| Spn. Indeks | 365D Indeks | 540D Indeks | GDT Indeks | VOV Indeks | Skrotum | LH |
| 119 | - | - | 109 | - | 381 | 1.17 |

| Miostation | |
|------------|---|
| Q204X | 0 |
| NT821 | 0 |
| F94L | 0 |

OPMERKINGS:

LOGIX EBV Analise: 2024-08-19

LOT 12 KAROOVELD BONSMARAS

KVB 220149 Pp(c)
2022-10-29 SP

Ouerskap Vaar Moer

DNS

Genomies

CSW 170184 Pp(c)

CSW 140089 P

CSW 110100
OUD/KALW. 13/10
GEM. SI/KALW. 102/8
TKP 398

KVB 130130

KVB 180042
OUD/KALW. 6/4
GEM. SI/KALW. 107/4
TKP 375

KVB 150188
OUD/KALW. 4/1
GEM. SI/KALW. 120/1
TKP -

CSW 090137 Pp(c)

CSW 110159
OUD/KALW. 11/8
GEM. SI/KALW. 95/7

BG 070060

CSW 060022
OUD/KALW. 13/9
GEM. SI/KALW. 106/9

KVB 100065

KVB 030137
OUD/KALW. 11/8
GEM. SI/KALW. 101/7

FCT 110285 HH(c)

KVB 060061
OUD/KALW. 11/9
GEM. SI/KALW. 100/9

| | | | | | | |
|--|---------------------------------------|---|--|---------------------------------|-----------------------------------|------------------------------------|
| Geboortegemak Waarde 99 | Speenkalf Waarde 102 | Vrugbaarheids-waarde 103 | Onderhouds-waarde 104 | Koeiwaarde 103 | Groei-waarde 100 | Karkas-waarde 109 |
|--|---------------------------------------|---|--|---------------------------------|-----------------------------------|------------------------------------|

| Kalf en Moeder | | | Vrugbaarheid | | | | Na-Speen Groei | | | Raam | | | Karkas | | |
|----------------|-----------|-----------|--------------|-------------|-------------|--------|----------------|-----|-----|-------------|--------|--------|--------|-----|-----|
| Geb. Dir. | Spn. Dir. | Spn. Mat. | Skr. Omtr. | Vers Vrugb. | Koei Vrugb. | Lankl. | Na-Speen | GDT | VOV | Volw. Gewig | Hoogte | Lengte | OSO | Vet | Mar |
| 100 | 105 | 92 | 114 | 103 | 101 | 104 | 101 | 105 | 102 | 95 | 88 | 94 | 101 | 130 | 58 |

| | | | | | | |
|-------------|-------------|-------------|------------|------------|---------|------|
| Spn. Indeks | 365D Indeks | 540D Indeks | GDT Indeks | VOV Indeks | Skrotum | LH |
| 114 | - | - | 90 | - | 380 | 1.16 |

| Miostation | |
|------------|---|
| Q204X | 0 |
| NT821 | 0 |
| F94L | 0 |

OPMERKINGS:

LOGIX EBV Analise: 2024-08-19

BULLS

LOT 13 KAROOVELD BONSMARAS

KVB 220099
2022-09-18 SP

Parentage Sire Dam

DNA

Genomic

TOR 160080

TOR 130103 [VV 040046 HH(c)]

TOR 080108
AGE/CALV. 14/12
AVG. WJ/CALV. 97/12

TOR 110218

TOR 110190
AGE/CALV. 12/10
AVG. WJ/CALV. 110/10

AG 110061

KVB 160202

KVB 100029
AGE/CALV. 13/11
AVG. WJ/CALV. 103/10

[KVB 110083]

KVB 160136
AGE/CALV. 7/4
AVG. WJ/CALV. 96/4
ICP 466

KVB 130155
AGE/CALV. 9/7
AVG. WJ/CALV. 101/6

| | | | | | | |
|--------------------|-------------------|-----------------|-------------------|------------|--------------|---------------|
| Calving Ease Value | Weaner Calf Value | Fertility Value | Maintenance Value | Cow Value | Growth Value | Carcass Value |
| 123 | 107 | 100 | 124 | 115 | 107 | 100 |

| Calf and Mother | | | Fertility | | | | Post-Wean Growth | | | Frame | | | Carcass | | |
|-----------------|-----------|-----------|------------|--------------|-----------|---------|------------------|-----|-----|---------------|--------|--------|---------|-----|-----|
| Birth Dir. | Wean Dir. | Wean Mat. | Scr. Circ. | Heifer Fert. | Cow Fert. | Longev. | Post Wean | ADG | FCR | Mature Weight | Height | Length | EMA | Fat | Mar |
| 138 | 86 | 115 | 100 | 99 | 97 | 109 | 100 | 105 | 98 | 77 | 91 | 99 | 106 | 97 | 96 |

| Wean Index | 365D Index | 540D Index | ADG Index | FCR Index | Scrotum | LH |
|------------|------------|------------|-----------|-----------|---------|------|
| 103 | - | - | 107 | - | 362 | 1.18 |

| Myostatin | |
|-----------|---|
| Q204X | 0 |
| NT821 | 0 |
| F94L | 0 |

REMARKS: **LOGIX** EBV Analysis: 2024-08-19

LOT 14 KAROOVELD BONSMARAS

KVB 220113
2022-09-25 SP

Parentage Sire Dam

DNA

Genomic

TOR 160080

TOR 130103 [VV 040046 HH(c)]

TOR 080108
AGE/CALV. 14/12
AVG. WJ/CALV. 97/12

TOR 110218

TOR 110190
AGE/CALV. 12/10
AVG. WJ/CALV. 110/10

[TOR 070088]

MCU 040033 P
AGE/CALV. 12/9
AVG. WJ/CALV. 101/8

[AG 980338]

KVB 070146
AGE/CALV. 13/10
AVG. WJ/CALV. 99/10
ICP 400

KVB 040051
AGE/CALV. 10/8
AVG. WJ/CALV. 96/8

| | | | | | | |
|--------------------|-------------------|-----------------|-------------------|------------|--------------|---------------|
| Calving Ease Value | Weaner Calf Value | Fertility Value | Maintenance Value | Cow Value | Growth Value | Carcass Value |
| 126 | 106 | 98 | 105 | 111 | 102 | 99 |

| Calf and Mother | | | Fertility | | | | Post-Wean Growth | | | Frame | | | Carcass | | |
|-----------------|-----------|-----------|------------|--------------|-----------|---------|------------------|-----|-----|---------------|--------|--------|---------|-----|-----|
| Birth Dir. | Wean Dir. | Wean Mat. | Scr. Circ. | Heifer Fert. | Cow Fert. | Longev. | Post Wean | ADG | FCR | Mature Weight | Height | Length | EMA | Fat | Mar |
| 124 | 94 | 105 | 110 | 96 | 96 | 110 | 104 | 103 | 100 | 94 | 91 | 101 | 105 | 94 | 98 |

| Wean Index | 365D Index | 540D Index | ADG Index | FCR Index | Scrotum | LH |
|------------|------------|------------|-----------|-----------|---------|------|
| 95 | - | - | 94 | - | 390 | 1.18 |

| Myostatin | |
|-----------|---|
| Q204X | 0 |
| NT821 | 0 |
| F94L | 0 |

REMARKS: **LOGIX** EBV Analysis: 2024-08-19

LOT 15 KAROOVELD BONSMARAS

KVB 220120
2022-09-29 SP

Parentage Sire Dam

DNA

Genomic

WDS 190071

BP 140025 [WCS 060011]

BP 080032
AGE/CALV. 13/11
AVG. WJ/CALV. 98/9

MJG 130128

WDS 170016
AGE/CALV. 7/5
AVG. WJ/CALV. 100/5
ICP 362

WDS 110043
AGE/CALV. 5/2
AVG. WJ/CALV. 100/2

KVB 150131

KVB 080103

KVB 070083
AGE/CALV. 13/9
AVG. WJ/CALV. 101/9

[FCT 000065]

KVB 070085
AGE/CALV. 13/12
AVG. WJ/CALV. 104/10
ICP 370

KVB 000035
AGE/CALV. 13/11
AVG. WJ/CALV. 100/11

| | | | | | | |
|--------------------|-------------------|-----------------|-------------------|------------|--------------|---------------|
| Calving Ease Value | Weaner Calf Value | Fertility Value | Maintenance Value | Cow Value | Growth Value | Carcass Value |
| 103 | 106 | 103 | 113 | 108 | 115 | 110 |

| Calf and Mother | | | Fertility | | | | Post-Wean Growth | | | Frame | | | Carcass | | |
|-----------------|-----------|-----------|------------|--------------|-----------|---------|------------------|-----|-----|---------------|--------|--------|---------|-----|-----|
| Birth Dir. | Wean Dir. | Wean Mat. | Scr. Circ. | Heifer Fert. | Cow Fert. | Longev. | Post Wean | ADG | FCR | Mature Weight | Height | Length | EMA | Fat | Mar |
| 102 | 103 | 95 | 125 | 105 | 103 | 97 | 106 | 102 | 85 | 89 | 98 | 111 | 110 | 98 | 107 |

| Wean Index | 365D Index | 540D Index | ADG Index | FCR Index | Scrotum | LH |
|------------|------------|------------|-----------|-----------|---------|------|
| 101 | - | - | 124 | - | 406 | 1.21 |

| Myostatin | |
|-----------|---|
| Q204X | 0 |
| NT821 | 0 |
| F94L | 0 |

REMARKS: **LOGIX** EBV Analysis: 2024-08-19

LOT 16 KAROOVELD BONSMARAS

KVB 220201
2022-11-13
SP

Overenskap Vaar Moer

DNS

Genomies

WDS 190071

KVB 130131
OUD/KALW. 10/8
GEM. SI/KALW. 99/7
TKP 381

BP 140025

WDS 170016
OUD/KALW. 7/5
GEM. SI/KALW. 100/5
TKP 362

KVB 100065

WDS 030043
OUD/KALW. 14/13
GEM. SI/KALW. 100/12
TKP 368

WCS 060011

BP 080032
OUD/KALW. 13/11
GEM. SI/KALW. 98/9

MJG 130128

WDS 110043
OUD/KALW. 5/2
GEM. SI/KALW. 100/2

VV 030346

KVB 050105
OUD/KALW. 10/7
GEM. SI/KALW. 104/6

AG J 0008

AJL 970015
OUD/KALW. 12/11
GEM. SI/KALW. 94/10

| | | | | | | |
|-----------------------------|-------------------------|-----------------------------|--------------------------|-------------------|---------------------|----------------------|
| Geboortegemak Waarde | Speenkalf Waarde | Vrugbaarheids-waarde | Onderhouds-waarde | Koeiwaarde | Groei-waarde | Karkas-waarde |
| 108 | 115 | 101 | 106 | 112 | 113 | 114 |

| Kalf en Moeder | | | Vrugbaarheid | | | | Na-Speen Groei | | | Raam | | | Karkas | | |
|----------------|-----------|-----------|--------------|-------------|-------------|--------|----------------|-----|-----|-------------|--------|--------|--------|-----|-----|
| Geb. Dir. | Spn. Dir. | Spn. Mat. | Skr. Omtr. | Vers Vrugb. | Koei Vrugb. | Lankl. | Na-Speen | GDT | VOV | Volw. Gewig | Hoogte | Lengte | OSO | Vet | Mar |
| 105 | 111 | 93 | 127 | 97 | 109 | 93 | 112 | 112 | 107 | 93 | 94 | 107 | 109 | 99 | 106 |

| | | | | | | |
|-------------|-------------|-------------|------------|------------|---------|------|
| Spn. Indeks | 365D Indeks | 540D Indeks | GDT Indeks | VOV Indeks | Skrotum | LH |
| 109 | - | - | 117 | - | 381 | 1.18 |

| Miostatien | |
|------------|---|
| Q204X | 0 |
| NT821 | 0 |
| F94L | 0 |

OPMERKINGS:

LOGIX EBV Analise: 2024-08-19

LOT 17 KAROOVELD BONSMARAS

KVB 210242
2021-12-16
SP

Overenskap Vaar Moer

DNS

Genomies

AG 120062 HH(c)

KVB 120239
OUD/KALW. 11/8
GEM. SI/KALW. 104/8
TKP 431

AG 070742

AG 080435
OUD/KALW. 13/9
GEM. SI/KALW. 97/8
TKP 468

BG 040088

KVB 060149
OUD/KALW. 14/11
GEM. SI/KALW. 101/11
TKP 372

WAT 030085

AG 030216
OUD/KALW. 15/12
GEM. SI/KALW. 106/12

AG 030256

AG 030146
OUD/KALW. 14/10
GEM. SI/KALW. 107/10

BG 020058 Pp(c)

BG 000021
OUD/KALW. 7/6
GEM. SI/KALW. 104/4

AG J 0008

KVB 030063
OUD/KALW. 5/4
GEM. SI/KALW. 87/3

| | | | | | | |
|-----------------------------|-------------------------|-----------------------------|--------------------------|-------------------|---------------------|----------------------|
| Geboortegemak Waarde | Speenkalf Waarde | Vrugbaarheids-waarde | Onderhouds-waarde | Koeiwaarde | Groei-waarde | Karkas-waarde |
| 99 | 113 | 99 | 101 | 109 | 101 | 100 |

| Kalf en Moeder | | | Vrugbaarheid | | | | Na-Speen Groei | | | Raam | | | Karkas | | |
|----------------|-----------|-----------|--------------|-------------|-------------|--------|----------------|-----|-----|-------------|--------|--------|--------|-----|-----|
| Geb. Dir. | Spn. Dir. | Spn. Mat. | Skr. Omtr. | Vers Vrugb. | Koei Vrugb. | Lankl. | Na-Speen | GDT | VOV | Volw. Gewig | Hoogte | Lengte | OSO | Vet | Mar |
| 99 | 111 | 101 | 104 | 109 | 85 | 109 | 110 | 103 | 108 | 97 | 96 | 99 | 107 | 85 | 102 |

| | | | | | | |
|-------------|-------------|-------------|------------|------------|---------|----|
| Spn. Indeks | 365D Indeks | 540D Indeks | GDT Indeks | VOV Indeks | Skrotum | LH |
| 106 | 110 | 112 | - | - | - | - |

| Miostatien | |
|------------|---|
| Q204X | 0 |
| NT821 | 0 |
| F94L | 0 |

OPMERKINGS:

LOGIX EBV Analise: 2024-08-19

LOT 18 KAROOVELD BONSMARAS

KVB 220052
2022-03-06
SP

Overenskap Vaar Moer

DNS

Genomies

TOR 160080

KVB 190191
OUD/KALW. 4/2
GEM. SI/KALW. 110/2
TKP 570

TOR 130103

TOR 140134
OUD/KALW. 9/8
GEM. SI/KALW. 99/7
TKP 370

FCT 110285 HH(c)

KVB 150191
OUD/KALW. 8/5
GEM. SI/KALW. 112/4
TKP 515

VV 040046 HH(c)

TOR 080108
OUD/KALW. 14/12
GEM. SI/KALW. 97/12

TOR 110218

TOR 110190
OUD/KALW. 12/10
GEM. SI/KALW. 110/10

FCT 080118

FCT 060069
OUD/KALW. 13/11
GEM. SI/KALW. 101/10

KVB 080103

KVB 110025
OUD/KALW. 12/9
GEM. SI/KALW. 98/9

| | | | | | | |
|-----------------------------|-------------------------|-----------------------------|--------------------------|-------------------|---------------------|----------------------|
| Geboortegemak Waarde | Speenkalf Waarde | Vrugbaarheids-waarde | Onderhouds-waarde | Koeiwaarde | Groei-waarde | Karkas-waarde |
| 111 | 130 | 118 | 111 | 140 | 117 | 117 |

| Kalf en Moeder | | | Vrugbaarheid | | | | Na-Speen Groei | | | Raam | | | Karkas | | |
|----------------|-----------|-----------|--------------|-------------|-------------|--------|----------------|-----|-----|-------------|--------|--------|--------|-----|-----|
| Geb. Dir. | Spn. Dir. | Spn. Mat. | Skr. Omtr. | Vers Vrugb. | Koei Vrugb. | Lankl. | Na-Speen | GDT | VOV | Volw. Gewig | Hoogte | Lengte | OSO | Vet | Mar |
| 115 | 108 | 128 | 111 | 120 | 102 | 116 | 118 | 119 | 114 | 90 | 103 | 114 | 122 | 100 | 101 |

| | | | | | | |
|-------------|-------------|-------------|------------|------------|---------|----|
| Spn. Indeks | 365D Indeks | 540D Indeks | GDT Indeks | VOV Indeks | Skrotum | LH |
| 117 | 120 | 114 | - | - | - | - |

| Miostatien | |
|------------|---|
| Q204X | 0 |
| NT821 | 0 |
| F94L | 0 |

OPMERKINGS:

LOGIX EBV Analise: 2024-08-19

BULLS

LOT 19 KAROOVELD BONSMARAS

KVB 210246
2021-12-17 SP

Parentage Sire Dam

DNA

Genomic

KVB 180085

KVB 080103 — **♂ EI 980080**

KVB 990018
AGE/CALV. 10/8
AVG. WJ/CALV. 109/8

TOR 050162

KVB 110025
AGE/CALV. 12/9
AVG. WJ/CALV. 98/9

VV 000318

VV 970265
AGE/CALV. 16/12
AVG. WJ/CALV. 114/9

♂ AG J 0008

BOK 930017
AGE/CALV. 13/11
AVG. WJ/CALV. 102/11

| | | | | | | |
|--------------------|-------------------|-----------------|-------------------|------------|--------------|---------------|
| Calving Ease Value | Weaner Calf Value | Fertility Value | Maintenance Value | Cow Value | Growth Value | Carcass Value |
| 94 | 102 | 105 | 106 | 104 | 100 | 104 |

| Calf and Mother | | | Fertility | | | | Post-Wean Growth | | | Frame | | | Carcass | | |
|-----------------|-----------|-----------|------------|--------------|-----------|---------|------------------|-----|-----|---------------|--------|--------|---------|-----|-----|
| Birth Dir. | Wean Dir. | Wean Mat. | Scr. Circ. | Heifer Fert. | Cow Fert. | Longev. | Post Wean | ADG | FCR | Mature Weight | Height | Length | EMA | Fat | Mar |
| 96 | 103 | 100 | 117 | 109 | 94 | 111 | 109 | 107 | 109 | 93 | 95 | 100 | 98 | 105 | 99 |

| Wean Index | 365D Index | 540D Index | ADG Index | FCR Index | Scrotum | LH |
|------------|------------|------------|-----------|-----------|---------|----|
| 98 | 105 | 109 | - | - | - | - |

| Myostatin | |
|-----------|---|
| Q204X | 1 |
| NT821 | 0 |
| F94L | 0 |

LOGIX EBV Analysis: 2024-08-19

LOT 20 KAROOVELD BONSMARAS

KVB 220016
2022-01-14 SP

Parentage Sire Dam

DNA

Genomic

TOR 160080

TOR 130103 — **♂ VV 040046 HH(c)**

TOR 080108
AGE/CALV. 14/12
AVG. WJ/CALV. 97/12

TOR 110218

TOR 110190
AGE/CALV. 12/10
AVG. WJ/CALV. 110/10

♂ FCT 110285 HH(c)

KVB 080118
AGE/CALV. 12/10
AVG. WJ/CALV. 100/10

KVB 090015

KVB 080160
AGE/CALV. 12/9
AVG. WJ/CALV. 111/9

| | | | | | | |
|--------------------|-------------------|-----------------|-------------------|------------|--------------|---------------|
| Calving Ease Value | Weaner Calf Value | Fertility Value | Maintenance Value | Cow Value | Growth Value | Carcass Value |
| 107 | 112 | 103 | 104 | 114 | 111 | 107 |

| Calf and Mother | | | Fertility | | | | Post-Wean Growth | | | Frame | | | Carcass | | |
|-----------------|-----------|-----------|------------|--------------|-----------|---------|------------------|-----|-----|---------------|--------|--------|---------|-----|-----|
| Birth Dir. | Wean Dir. | Wean Mat. | Scr. Circ. | Heifer Fert. | Cow Fert. | Longev. | Post Wean | ADG | FCR | Mature Weight | Height | Length | EMA | Fat | Mar |
| 110 | 101 | 116 | 108 | 97 | 96 | 121 | 116 | 110 | 107 | 94 | 93 | 102 | 113 | 93 | 97 |

| Wean Index | 365D Index | 540D Index | ADG Index | FCR Index | Scrotum | LH |
|------------|------------|------------|-----------|-----------|---------|----|
| 98 | 111 | 108 | - | - | - | - |

| Myostatin | |
|-----------|---|
| Q204X | 0 |
| NT821 | 0 |
| F94L | 0 |

LOGIX EBV Analysis: 2024-08-19

LOT 21 KAROOVELD BONSMARAS

KVB 220011
2022-01-11 SP

Parentage Sire Dam

DNA

Genomic

TOR 160080

TOR 130103 — **♂ VV 040046 HH(c)**

TOR 080108
AGE/CALV. 14/12
AVG. WJ/CALV. 97/12

TOR 110218

TOR 110190
AGE/CALV. 12/10
AVG. WJ/CALV. 110/10

♂ EI 980080

KVB 990018
AGE/CALV. 10/8
AVG. WJ/CALV. 109/8

♂ AG J 0008

KVB 960006
AGE/CALV. 11/9
AVG. WJ/CALV. 102/9

| | | | | | | |
|--------------------|-------------------|-----------------|-------------------|------------|--------------|---------------|
| Calving Ease Value | Weaner Calf Value | Fertility Value | Maintenance Value | Cow Value | Growth Value | Carcass Value |
| 123 | 111 | 109 | 124 | 123 | 99 | 96 |

| Calf and Mother | | | Fertility | | | | Post-Wean Growth | | | Frame | | | Carcass | | |
|-----------------|-----------|-----------|------------|--------------|-----------|---------|------------------|-----|-----|---------------|--------|--------|---------|-----|-----|
| Birth Dir. | Wean Dir. | Wean Mat. | Scr. Circ. | Heifer Fert. | Cow Fert. | Longev. | Post Wean | ADG | FCR | Mature Weight | Height | Length | EMA | Fat | Mar |
| 122 | 88 | 117 | 97 | 110 | 97 | 115 | 99 | 102 | 103 | 77 | 93 | 95 | 101 | 87 | 93 |

| Wean Index | 365D Index | 540D Index | ADG Index | FCR Index | Scrotum | LH |
|------------|------------|------------|-----------|-----------|---------|----|
| 99 | 98 | 99 | - | - | - | - |

| Myostatin | |
|-----------|---|
| Q204X | 1 |
| NT821 | 0 |
| F94L | 0 |

LOGIX EBV Analysis: 2024-08-19

LOT 22 KAROOVELD BONSMARAS

KVB 220036
2022-02-03 SP

Overenskap Vaar Moer

DNS

Genomies

KVB 150150
OUD/KALW. 8/6
GEM. SI/KALW. 95/6
TKP 432

TOR 130103 [VV 040046 HH(c)]
TOR 080108
OUD/KALW. 14/12
GEM. SI/KALW. 97/12

TOR 140134
OUD/KALW. 9/8
GEM. SI/KALW. 99/7
TKP 370

TOR 110218
TOR 110190
OUD/KALW. 12/10
GEM. SI/KALW. 110/10

KVB 080103 [EI 980080]
KVB 990018
OUD/KALW. 10/8
GEM. SI/KALW. 109/8

KVB 110009
OUD/KALW. 13/11
GEM. SI/KALW. 94/11
TKP 371

KVB 080099
KVB 070054
OUD/KALW. 3/1
GEM. SI/KALW. 102/1

| | | | | | | |
|---|---------------------------------------|---|--|---------------------------------|-----------------------------------|------------------------------------|
| Geboortegemak Waarde 117 | Speenkalf Waarde 116 | Vrugbaarheids-waarde 112 | Onderhouds-waarde 122 | Koeiwaarde 126 | Groei-waarde 103 | Karkas-waarde 101 |
|---|---------------------------------------|---|--|---------------------------------|-----------------------------------|------------------------------------|

| Kalf en Moeder | | | Vrugbaarheid | | | | Na-Speen Groei | | | Raam | | | Karkas | | |
|----------------|-----------|-----------|--------------|-------------|-------------|--------|----------------|-----|-----|-------------|--------|--------|--------|-----|-----|
| Geb. Dir. | Spn. Dir. | Spn. Mat. | Skr. Omtr. | Vers Vrugb. | Koei Vrugb. | Lankl. | Na-Speen | GDT | VOV | Volw. Gewig | Hoogte | Lengte | OSO | Vet | Mar |
| 116 | 101 | 103 | 102 | 115 | 95 | 121 | 109 | 105 | 102 | 80 | 94 | 99 | 106 | 90 | 94 |

| | | | | | | |
|-------------|-------------|-------------|------------|------------|---------|----|
| Spn. Indeks | 365D Indeks | 540D Indeks | GDT Indeks | VOV Indeks | Skrotum | LH |
| 92 | 101 | 106 | - | - | - | - |

| Miostatien | |
|------------|---|
| Q204X | 0 |
| NT821 | 0 |
| F94L | 0 |

OPMERKINGS: **LOGIX** EBV Analise: 2024-08-19

LOT 23 KAROOVELD BONSMARAS

KVB 210200
2021-11-27 SP

Overenskap Vaar Moer

DNS

Genomies

KVB 180199
OUD/KALW. 5/2
GEM. SI/KALW. 101/2
TKP 650

AG 110061 [FCT 060109]
AG 030203
OUD/KALW. 13/11
GEM. SI/KALW. 100/11

KVB 140120 [FCT 110285 HH(c)]
OUD/KALW. 9/7
GEM. SI/KALW. 95/7
TKP 421

AG 110061
KVB 070029
OUD/KALW. 11/9
GEM. SI/KALW. 100/9

AG 110061 [FCT 060109]
AG 030203
OUD/KALW. 13/11
GEM. SI/KALW. 100/11

KVB 090065
OUD/KALW. 13/10
GEM. SI/KALW. 99/10
TKP 382

KVB 060084
KVB 050120
OUD/KALW. 9/7
GEM. SI/KALW. 100/7

| | | | | | | |
|---|---------------------------------------|--|--|---------------------------------|-----------------------------------|------------------------------------|
| Geboortegemak Waarde 130 | Speenkalf Waarde 108 | Vrugbaarheids-waarde 92 | Onderhouds-waarde 119 | Koeiwaarde 111 | Groei-waarde 105 | Karkas-waarde 107 |
|---|---------------------------------------|--|--|---------------------------------|-----------------------------------|------------------------------------|

| Kalf en Moeder | | | Vrugbaarheid | | | | Na-Speen Groei | | | Raam | | | Karkas | | |
|----------------|-----------|-----------|--------------|-------------|-------------|--------|----------------|-----|-----|-------------|--------|--------|--------|-----|-----|
| Geb. Dir. | Spn. Dir. | Spn. Mat. | Skr. Omtr. | Vers Vrugb. | Koei Vrugb. | Lankl. | Na-Speen | GDT | VOV | Volw. Gewig | Hoogte | Lengte | OSO | Vet | Mar |
| 131 | 91 | 102 | 86 | 94 | 88 | 110 | 101 | 104 | 97 | 83 | 77 | 98 | 109 | 111 | 108 |

| | | | | | | |
|-------------|-------------|-------------|------------|------------|---------|------|
| Spn. Indeks | 365D Indeks | 540D Indeks | GDT Indeks | VOV Indeks | Skrotum | LH |
| 104 | - | - | 108 | - | 351 | 1.19 |

| Miostatien | |
|------------|---|
| Q204X | 0 |
| NT821 | 0 |
| F94L | 0 |

OPMERKINGS: **LOGIX** EBV Analise: 2024-08-19

LOT 24 KAROOVELD BONSMARAS

KVB 210169
2021-11-15 SP

Overenskap Vaar Moer

DNS

Genomies

KVB 120125
OUD/KALW. 10/7
GEM. SI/KALW. 103/7
TKP 370

KVB 130098 [FCT 110285 HH(c)]
KVB 080118
OUD/KALW. 12/10
GEM. SI/KALW. 100/10

KVB 100043
OUD/KALW. 10/7
GEM. SI/KALW. 103/6
TKP 431

KVB 090015 [AG 980338]
KVB 050111
OUD/KALW. 13/10
GEM. SI/KALW. 102/10

KVB 050031
OUD/KALW. 10/7
GEM. SI/KALW. 102/6

KVB 050120
OUD/KALW. 9/7
GEM. SI/KALW. 100/7
TKP 384

KVB 020100
KVB 020050
OUD/KALW. 12/9
GEM. SI/KALW. 103/9

| | | | | | | |
|--|--------------------------------------|--|--|--------------------------------|----------------------------------|-----------------------------------|
| Geboortegemak Waarde 86 | Speenkalf Waarde 88 | Vrugbaarheids-waarde 85 | Onderhouds-waarde 101 | Koeiwaarde 79 | Groei-waarde 88 | Karkas-waarde 81 |
|--|--------------------------------------|--|--|--------------------------------|----------------------------------|-----------------------------------|

| Kalf en Moeder | | | Vrugbaarheid | | | | Na-Speen Groei | | | Raam | | | Karkas | | |
|----------------|-----------|-----------|--------------|-------------|-------------|--------|----------------|-----|-----|-------------|--------|--------|--------|-----|-----|
| Geb. Dir. | Spn. Dir. | Spn. Mat. | Skr. Omtr. | Vers Vrugb. | Koei Vrugb. | Lankl. | Na-Speen | GDT | VOV | Volw. Gewig | Hoogte | Lengte | OSO | Vet | Mar |
| 83 | 93 | 102 | 86 | 86 | 93 | 93 | 83 | 84 | 95 | 97 | 82 | 77 | 84 | 90 | 95 |

| | | | | | | |
|-------------|-------------|-------------|------------|------------|---------|------|
| Spn. Indeks | 365D Indeks | 540D Indeks | GDT Indeks | VOV Indeks | Skrotum | LH |
| 109 | - | - | 100 | - | 368 | 1.14 |

| Miostatien | |
|------------|---|
| Q204X | 0 |
| NT821 | 0 |
| F94L | 0 |

OPMERKINGS: **LOGIX** EBV Analise: 2024-08-19

LOT 25 KAROOVELD BONSMARAS

KVB 220045
2022-02-17 SP

Parentage Sire Dam

DNA

Genomic

TOR 160080

KVB 160168
AGE/CALV. 7/4
AVG. WJ/CALV. 94/4
ICP 469

TOR 130103

TOR 140134
AGE/CALV. 9/8
AVG. WJ/CALV. 99/7
ICP 370

KVB 130060

KVB 070083
AGE/CALV. 13/9
AVG. WJ/CALV. 101/9
ICP 414

VV 040046 HH(c)

TOR 080108
AGE/CALV. 14/12
AVG. WJ/CALV. 97/12

TOR 110218

TOR 110190
AGE/CALV. 12/10
AVG. WJ/CALV. 110/10

FCT 110285 HH(c)

KVB 090061
AGE/CALV. 6/3
AVG. WJ/CALV. 100/3

KVB 050028

KVB 050003
AGE/CALV. 9/7
AVG. WJ/CALV. 101/6

| | | | | | | |
|--------------------|-------------------|-----------------|-------------------|------------|--------------|---------------|
| Calving Ease Value | Weaner Calf Value | Fertility Value | Maintenance Value | Cow Value | Growth Value | Carcass Value |
| 98 | 112 | 105 | 128 | 118 | 104 | 102 |

| Calf and Mother | | | Fertility | | | | Post-Wean Growth | | | Frame | | | Carcass | | |
|-----------------|-----------|-----------|------------|--------------|-----------|---------|------------------|-----|-----|---------------|--------|--------|---------|-----|-----|
| Birth Dir. | Wean Dir. | Wean Mat. | Scr. Circ. | Heifer Fert. | Cow Fert. | Longev. | Post Wean | ADG | FCR | Mature Weight | Height | Length | EMA | Fat | Mar |
| 104 | 98 | 114 | 102 | 105 | 97 | 115 | 111 | 104 | 100 | 71 | 96 | 102 | 111 | 93 | 97 |

| Wean Index | 365D Index | 540D Index | ADG Index | FCR Index | Scrotum | LH |
|------------|------------|------------|-----------|-----------|---------|----|
| 90 | 106 | 103 | - | - | - | - |

| Myostatin | |
|-----------|---|
| Q204X | 0 |
| NT821 | 0 |
| F94L | 0 |

REMARKS: **LOGIX** EBV Analysis: 2024-08-19

LOT 26 KAROOVELD BONSMARAS

KVB 220024
2022-01-26 SP

Parentage Sire Dam

DNA

Genomic

TOR 160080

KVB 150111
AGE/CALV. 7/4
AVG. WJ/CALV. 101/4
ICP 483

TOR 130103

TOR 140134
AGE/CALV. 9/8
AVG. WJ/CALV. 99/7
ICP 370

KVB 110083

KVB 120089
AGE/CALV. 7/4
AVG. WJ/CALV. 106/4
ICP 363

VV 040046 HH(c)

TOR 080108
AGE/CALV. 14/12
AVG. WJ/CALV. 97/12

TOR 110218

TOR 110190
AGE/CALV. 12/10
AVG. WJ/CALV. 110/10

KVB 080089

KVB 080163
AGE/CALV. 12/10
AVG. WJ/CALV. 103/10

KVB 080089

KVB 090046
AGE/CALV. 5/1
AVG. WJ/CALV. 98/1

| | | | | | | |
|--------------------|-------------------|-----------------|-------------------|------------|--------------|---------------|
| Calving Ease Value | Weaner Calf Value | Fertility Value | Maintenance Value | Cow Value | Growth Value | Carcass Value |
| 118 | 118 | 99 | 129 | 124 | 106 | 98 |

| Calf and Mother | | | Fertility | | | | Post-Wean Growth | | | Frame | | | Carcass | | |
|-----------------|-----------|-----------|------------|--------------|-----------|---------|------------------|-----|-----|---------------|--------|--------|---------|-----|-----|
| Birth Dir. | Wean Dir. | Wean Mat. | Scr. Circ. | Heifer Fert. | Cow Fert. | Longev. | Post Wean | ADG | FCR | Mature Weight | Height | Length | EMA | Fat | Mar |
| 121 | 93 | 123 | 106 | 101 | 95 | 105 | 106 | 105 | 104 | 70 | 93 | 97 | 104 | 90 | 94 |

| Wean Index | 365D Index | 540D Index | ADG Index | FCR Index | Scrotum | LH |
|------------|------------|------------|-----------|-----------|---------|----|
| 99 | 110 | 115 | - | - | - | - |

| Myostatin | |
|-----------|---|
| Q204X | 0 |
| NT821 | 0 |
| F94L | 0 |

REMARKS: **LOGIX** EBV Analysis: 2024-08-19

LOT 27 KAROOVELD BONSMARAS

KVB 220051
2022-02-27 SP

Parentage Sire Dam

DNA

Genomic

TOR 160080

KVB 190091
AGE/CALV. 4/2
AVG. WJ/CALV. 113/1
ICP 743

TOR 130103

TOR 140134
AGE/CALV. 9/8
AVG. WJ/CALV. 99/7
ICP 370

PAD 110206

KVB 170039
AGE/CALV. 7/5
AVG. WJ/CALV. 98/5
ICP 373

VV 040046 HH(c)

TOR 080108
AGE/CALV. 14/12
AVG. WJ/CALV. 97/12

TOR 110218

TOR 110190
AGE/CALV. 12/10
AVG. WJ/CALV. 110/10

CSW 010014

AG 040266
AGE/CALV. 13/10
AVG. WJ/CALV. 101/10

KVB 130130

KVB 110198
AGE/CALV. 7/4
AVG. WJ/CALV. 97/4

| | | | | | | |
|--------------------|-------------------|-----------------|-------------------|------------|--------------|---------------|
| Calving Ease Value | Weaner Calf Value | Fertility Value | Maintenance Value | Cow Value | Growth Value | Carcass Value |
| 126 | 118 | 109 | 116 | 128 | 108 | 106 |

| Calf and Mother | | | Fertility | | | | Post-Wean Growth | | | Frame | | | Carcass | | |
|-----------------|-----------|-----------|------------|--------------|-----------|---------|------------------|-----|-----|---------------|--------|--------|---------|-----|-----|
| Birth Dir. | Wean Dir. | Wean Mat. | Scr. Circ. | Heifer Fert. | Cow Fert. | Longev. | Post Wean | ADG | FCR | Mature Weight | Height | Length | EMA | Fat | Mar |
| 127 | 100 | 109 | 105 | 114 | 94 | 114 | 109 | 108 | 106 | 86 | 97 | 103 | 108 | 97 | 96 |

| Wean Index | 365D Index | 540D Index | ADG Index | FCR Index | Scrotum | LH |
|------------|------------|------------|-----------|-----------|---------|----|
| 113 | 114 | 113 | - | - | - | - |

| Myostatin | |
|-----------|---|
| Q204X | 0 |
| NT821 | 0 |
| F94L | 0 |

REMARKS: **LOGIX** EBV Analysis: 2024-08-19

BULLS

LOT 31 KAROOVELD BONSMARAS

KVB 220066
2022-09-01 SP

Parentage Sire Dam

DNA

Genomic

KVB 190095
AGE/CALV. 5/2
AVG. WJ/CALV. 98/2
ICP 442

TOR 130103 ♂ VV 040046 HH(c)

TOR 080108
AGE/CALV. 14/12
AVG. WJ/CALV. 97/12

TOR 110218

TOR 110190
AGE/CALV. 12/10
AVG. WJ/CALV. 110/10

TOR 140134
AGE/CALV. 9/8
AVG. WJ/CALV. 99/7
ICP 370

♂ FCT 110285 HH(c)

♂ FCT 080118

♂ FCT 060069
AGE/CALV. 13/11
AVG. WJ/CALV. 101/10

♂ FCT 110285 HH(c)

KVB 140186
AGE/CALV. 9/6
AVG. WJ/CALV. 108/6
ICP 434

KVB 030142
AGE/CALV. 15/11
AVG. WJ/CALV. 101/10

| | | | | | | |
|--------------------|-------------------|-----------------|-------------------|------------|--------------|---------------|
| Calving Ease Value | Weaner Calf Value | Fertility Value | Maintenance Value | Cow Value | Growth Value | Carcass Value |
| 124 | 116 | 103 | 117 | 125 | 113 | 110 |

| Calf and Mother | | | Fertility | | | | Post-Wean Growth | | | Frame | | | Carcass | | |
|-----------------|-----------|-----------|------------|--------------|-----------|---------|------------------|-----|-----|---------------|--------|--------|---------|-----|-----|
| Birth Dir. | Wean Dir. | Wean Mat. | Scr. Circ. | Heifer Fert. | Cow Fert. | Longev. | Post Wean | ADG | FCR | Mature Weight | Height | Length | EMA | Fat | Mar |
| 129 | 91 | 127 | 104 | 104 | 97 | 111 | 104 | 115 | 113 | 84 | 99 | 103 | 120 | 104 | 98 |

| | | | | | | |
|------------|------------|------------|-----------|-----------|---------|------|
| Wean Index | 365D Index | 540D Index | ADG Index | FCR Index | Scrotum | LH |
| 97 | - | - | 104 | - | 378 | 1.17 |

| Myostatin | |
|-----------|---|
| Q204X | 0 |
| NT821 | 0 |
| F94L | 0 |

REMARKS:

LOGIX EBV Analysis: 2024-08-19

LOT 32 KAROOVELD BONSMARAS

KVB 220225 Pp(c)
2022-11-26 SP

Parentage Sire Dam

DNA

Genomic

KVB 180163
AGE/CALV. 5/2
AVG. WJ/CALV. 118/2
ICP 353

CSW 140089 P ♂ CSW 090137 Pp(c)

CSW 110159
AGE/CALV. 11/8
AVG. WJ/CALV. 95/7

BG 070060

CSW 060022
AGE/CALV. 13/9
AVG. WJ/CALV. 106/9

♂ KVB 110083

KVB 120160
AGE/CALV. 11/10
AVG. WJ/CALV. 97/11

♂ KVB 110108

KVB 110020
AGE/CALV. 9/6
AVG. WJ/CALV. 100/6

KVB 160056

KVB 150003
AGE/CALV. 9/7
AVG. WJ/CALV. 96/7
ICP 387

| | | | | | | |
|--------------------|-------------------|-----------------|-------------------|-----------|--------------|---------------|
| Calving Ease Value | Weaner Calf Value | Fertility Value | Maintenance Value | Cow Value | Growth Value | Carcass Value |
| 100 | 98 | 94 | 104 | 94 | 106 | 106 |

| Calf and Mother | | | Fertility | | | | Post-Wean Growth | | | Frame | | | Carcass | | |
|-----------------|-----------|-----------|------------|--------------|-----------|---------|------------------|-----|-----|---------------|--------|--------|---------|-----|-----|
| Birth Dir. | Wean Dir. | Wean Mat. | Scr. Circ. | Heifer Fert. | Cow Fert. | Longev. | Post Wean | ADG | FCR | Mature Weight | Height | Length | EMA | Fat | Mar |
| 97 | 102 | 89 | 105 | 90 | 97 | 108 | 99 | 102 | 90 | 95 | 86 | 94 | 98 | 120 | 54 |

| | | | | | | |
|------------|------------|------------|-----------|-----------|---------|------|
| Wean Index | 365D Index | 540D Index | ADG Index | FCR Index | Scrotum | LH |
| 113 | - | - | 104 | - | 378 | 1.18 |

| Myostatin | |
|-----------|---|
| Q204X | 0 |
| NT821 | 0 |
| F94L | 0 |

REMARKS:

LOGIX EBV Analysis: 2024-08-19

LOT 33 KAROOVELD BONSMARAS

KVB 220090
2022-09-12 SP

Parentage Sire Dam

DNA

Genomic

KVB 190114
AGE/CALV. 4/2
AVG. WJ/CALV. 107/2
ICP 395

TOR 130103 ♂ VV 040046 HH(c)

TOR 080108
AGE/CALV. 14/12
AVG. WJ/CALV. 97/12

TOR 110218

TOR 110190
AGE/CALV. 12/10
AVG. WJ/CALV. 110/10

TOR 140134
AGE/CALV. 9/8
AVG. WJ/CALV. 99/7
ICP 370

MOR 140092

CCV 110070

MOR 070133
AGE/CALV. 9/6
AVG. WJ/CALV. 103/6

KVB 130060

KVB 170002
AGE/CALV. 7/4
AVG. WJ/CALV. 100/4
ICP 515

KVB 100021
AGE/CALV. 8/5
AVG. WJ/CALV. 103/5

| | | | | | | |
|--------------------|-------------------|-----------------|-------------------|------------|--------------|---------------|
| Calving Ease Value | Weaner Calf Value | Fertility Value | Maintenance Value | Cow Value | Growth Value | Carcass Value |
| 121 | 126 | 101 | 102 | 127 | 116 | 115 |

| Calf and Mother | | | Fertility | | | | Post-Wean Growth | | | Frame | | | Carcass | | |
|-----------------|-----------|-----------|------------|--------------|-----------|---------|------------------|-----|-----|---------------|--------|--------|---------|-----|-----|
| Birth Dir. | Wean Dir. | Wean Mat. | Scr. Circ. | Heifer Fert. | Cow Fert. | Longev. | Post Wean | ADG | FCR | Mature Weight | Height | Length | EMA | Fat | Mar |
| 123 | 110 | 115 | 123 | 95 | 100 | 115 | 114 | 115 | 108 | 96 | 111 | 119 | 121 | 93 | 102 |

| | | | | | | |
|------------|------------|------------|-----------|-----------|---------|------|
| Wean Index | 365D Index | 540D Index | ADG Index | FCR Index | Scrotum | LH |
| 114 | - | - | 101 | - | 397 | 1.20 |

| Myostatin | |
|-----------|---|
| Q204X | 0 |
| NT821 | 0 |
| F94L | 0 |

REMARKS:

LOGIX EBV Analysis: 2024-08-19

LOT 34 KAROOVELD BONSMARAS

KVB 220110
2022-09-23 SP

TOR 160080

KVB 190229
OUD/KALW. 4/2
GEM. SI/KALW. 107/2
TKP 438

KVB 120016
OUD/KALW. 8/6
GEM. SI/KALW. 98/6
TKP 377

TOR 130103

TOR 140134
OUD/KALW. 9/8
GEM. SI/KALW. 99/7
TKP 370

VPT 130082 Pp(c)

KVB 080089
OUD/KALW. 100/10

TOR 080108
OUD/KALW. 14/12
GEM. SI/KALW. 97/12

TOR 110218

TOR 110190
OUD/KALW. 12/10
GEM. SI/KALW. 110/10

TOR 070088

MCU 040033 P
OUD/KALW. 12/9
GEM. SI/KALW. 101/8

KVB 070123
OUD/KALW. 13/10
GEM. SI/KALW. 100/10

| | | | | | | |
|---|---------------------------------------|--|--|---------------------------------|-----------------------------------|------------------------------------|
| Geboortegemak Waarde 115 | Speenkalv Waarde 125 | Vrugbaarheids-waarde 98 | Onderhouds-waarde 115 | Koeiwaarde 123 | Groei-waarde 110 | Karkas-waarde 112 |
|---|---------------------------------------|--|--|---------------------------------|-----------------------------------|------------------------------------|

| Kalf en Moeder | | | Vrugbaarheid | | | | Na-Speen Groei | | | Raam | | | Karkas | | |
|----------------|-----------|-----------|--------------|-------------|-------------|--------|----------------|-----|-----|-------------|--------|--------|--------|-----|-----|
| Geb. Dir. | Spn. Dir. | Spn. Mat. | Skr. Omtr. | Vers Vrugb. | Koei Vrugb. | Lankl. | Na-Speen | GDT | VOV | Volw. Gewig | Hoogte | Lengte | OSO | Vet | Mar |
| 114 | 106 | 115 | 109 | 95 | 96 | 109 | 115 | 115 | 110 | 86 | 100 | 111 | 115 | 99 | 101 |

| | | | | | | |
|-------------|-------------|-------------|------------|------------|---------|------|
| Spn. Indeks | 365D Indeks | 540D Indeks | GDT Indeks | VOV Indeks | Skrotum | LH |
| 105 | - | - | 96 | - | 366 | 1.18 |

| Miostation | |
|------------|---|
| Q204X | 0 |
| NT821 | 0 |
| F94L | 0 |

OPMERKINGS:

LOGIX EBV Analise: 2024-08-19

LOT 35 KAROOVELD BONSMARAS

KVB 220122
2022-10-09 SP

TOR 160080

KVB 190134
OUD/KALW. 4/2
GEM. SI/KALW. 103/2
TKP 432

KVB 150050
OUD/KALW. 9/5
GEM. SI/KALW. 93/5
TKP 439

TOR 130103

TOR 140134
OUD/KALW. 9/8
GEM. SI/KALW. 99/7
TKP 370

FCT 110285 HH(c)

KVB 110083
OUD/KALW. 101/10

TOR 080108
OUD/KALW. 14/12
GEM. SI/KALW. 97/12

TOR 110218

TOR 110190
OUD/KALW. 12/10
GEM. SI/KALW. 110/10

FCT 080118

FCT 060069
OUD/KALW. 13/11
GEM. SI/KALW. 101/10

KVB 120058
OUD/KALW. 6/3
GEM. SI/KALW. 106/3

| | | | | | | |
|---|---------------------------------------|---|--|---------------------------------|-----------------------------------|------------------------------------|
| Geboortegemak Waarde 124 | Speenkalv Waarde 111 | Vrugbaarheids-waarde 101 | Onderhouds-waarde 123 | Koeiwaarde 119 | Groei-waarde 107 | Karkas-waarde 102 |
|---|---------------------------------------|---|--|---------------------------------|-----------------------------------|------------------------------------|

| Kalf en Moeder | | | Vrugbaarheid | | | | Na-Speen Groei | | | Raam | | | Karkas | | |
|----------------|-----------|-----------|--------------|-------------|-------------|--------|----------------|-----|-----|-------------|--------|--------|--------|-----|-----|
| Geb. Dir. | Spn. Dir. | Spn. Mat. | Skr. Omtr. | Vers Vrugb. | Koei Vrugb. | Lankl. | Na-Speen | GDT | VOV | Volw. Gewig | Hoogte | Lengte | OSO | Vet | Mar |
| 135 | 87 | 120 | 100 | 102 | 94 | 110 | 102 | 111 | 114 | 77 | 86 | 91 | 112 | 98 | 94 |

| | | | | | | |
|-------------|-------------|-------------|------------|------------|---------|------|
| Spn. Indeks | 365D Indeks | 540D Indeks | GDT Indeks | VOV Indeks | Skrotum | LH |
| 96 | - | - | 99 | - | 368 | 1.16 |

| Miostation | |
|------------|---|
| Q204X | 0 |
| NT821 | 0 |
| F94L | 0 |

OPMERKINGS:

LOGIX EBV Analise: 2024-08-19

LOT 36 KAROOVELD BONSMARAS

KVB 220165
2022-11-04 SP

WDS 190071

KVB 110145
OUD/KALW. 12/10
GEM. SI/KALW. 98/10
TKP 371

KVB 070090
OUD/KALW. 7/4
GEM. SI/KALW. 106/4
TKP 372

BP 140025

WDS 170016
OUD/KALW. 7/5
GEM. SI/KALW. 100/5
TKP 362

FCT 000065

WCS 060011

BP 080032
OUD/KALW. 13/11
GEM. SI/KALW. 98/9

MJG 130128

WDS 110043
OUD/KALW. 5/2
GEM. SI/KALW. 100/2

BG 950063

FCT 960053
OUD/KALW. 12/9
GEM. SI/KALW. 105/9

AG 970026

KVB 990025
OUD/KALW. 12/10
GEM. SI/KALW. 104/9

| | | | | | | |
|--|---------------------------------------|---|--|--------------------------------|-----------------------------------|------------------------------------|
| Geboortegemak Waarde 98 | Speenkalv Waarde 100 | Vrugbaarheids-waarde 100 | Onderhouds-waarde 102 | Koeiwaarde 99 | Groei-waarde 105 | Karkas-waarde 107 |
|--|---------------------------------------|---|--|--------------------------------|-----------------------------------|------------------------------------|

| Kalf en Moeder | | | Vrugbaarheid | | | | Na-Speen Groei | | | Raam | | | Karkas | | |
|----------------|-----------|-----------|--------------|-------------|-------------|--------|----------------|-----|-----|-------------|--------|--------|--------|-----|-----|
| Geb. Dir. | Spn. Dir. | Spn. Mat. | Skr. Omtr. | Vers Vrugb. | Koei Vrugb. | Lankl. | Na-Speen | GDT | VOV | Volw. Gewig | Hoogte | Lengte | OSO | Vet | Mar |
| 96 | 104 | 93 | 130 | 92 | 115 | 90 | 101 | 100 | 92 | 97 | 94 | 103 | 109 | 106 | 106 |

| | | | | | | |
|-------------|-------------|-------------|------------|------------|---------|------|
| Spn. Indeks | 365D Indeks | 540D Indeks | GDT Indeks | VOV Indeks | Skrotum | LH |
| 100 | - | - | 109 | - | 407 | 1.18 |

| Miostation | |
|------------|---|
| Q204X | 0 |
| NT821 | 0 |
| F94L | 0 |

OPMERKINGS:

LOGIX EBV Analise: 2024-08-19

BULLS

LOT 37 KAROOVELD BONSMARAS

KVB 220119
2022-10-02 SP

Parentage Sire Dam

DNA

Genomic

TOR 160080

KVB 190141 P
AGE/CALV. 4/2
AVG. WJ/CALV. 92/2
ICP 365

TOR 130103

TOR 140134
AGE/CALV. 9/8
AVG. WJ/CALV. 99/7
ICP 370

VPT 130082 Pp(c)

KVB 100056
AGE/CALV. 12/9
AVG. WJ/CALV. 93/8
ICP 372

VV 040046 HH(c)

TOR 080108
AGE/CALV. 14/12
AVG. WJ/CALV. 97/12

TOR 110218

TOR 110190
AGE/CALV. 12/10
AVG. WJ/CALV. 110/10

TOR 070088

MCU 040033 P
AGE/CALV. 12/9
AVG. WJ/CALV. 101/8

KVB 060062

KVB 000025
AGE/CALV. 12/10
AVG. WJ/CALV. 103/10

| | | | | | | |
|---|--|--------------------------------------|--|--------------------------------|-----------------------------------|------------------------------------|
| Calving Ease Value 119 | Weaner Calf Value 107 | Fertility Value 105 | Maintenance Value 113 | Cow Value 114 | Growth Value 121 | Carcass Value 108 |
|---|--|--------------------------------------|--|--------------------------------|-----------------------------------|------------------------------------|

| Calf and Mother | | | Fertility | | | | Post-Wean Growth | | | Frame | | | Carcass | | |
|-----------------|-----------|-----------|------------|--------------|-----------|---------|------------------|-----|-----|---------------|--------|--------|---------|-----|-----|
| Birth Dir. | Wean Dir. | Wean Mat. | Scr. Circ. | Heifer Fert. | Cow Fert. | Longev. | Post Wean | ADG | FCR | Mature Weight | Height | Length | EMA | Fat | Mar |
| 118 | 95 | 104 | 115 | 100 | 105 | 108 | 108 | 112 | 96 | 89 | 107 | 113 | 109 | 97 | 98 |

| | | | | | | |
|------------|------------|------------|-----------|-----------|---------|------|
| Wean Index | 365D Index | 540D Index | ADG Index | FCR Index | Scrotum | LH |
| 90 | - | - | 115 | - | 379 | 1.18 |

| Myostatin | |
|-----------|---|
| Q204X | 0 |
| NT821 | 0 |
| F94L | 0 |

REMARKS: **LOGIX** EBV Analysis: 2024-08-19

LOT 38 KAROOVELD BONSMARAS

KVB 220083
2022-09-10 SP

Parentage Sire Dam

DNA

Genomic

TOR 160080

KVB 190234
AGE/CALV. 4/2
AVG. WJ/CALV. 111/2
ICP 413

TOR 130103

TOR 140134
AGE/CALV. 9/8
AVG. WJ/CALV. 99/7
ICP 370

KVB 130130

KVB 120188
AGE/CALV. 9/6
AVG. WJ/CALV. 106/6
ICP 375

VV 040046 HH(c)

TOR 080108
AGE/CALV. 14/12
AVG. WJ/CALV. 97/12

TOR 110218

TOR 110190
AGE/CALV. 12/10
AVG. WJ/CALV. 110/10

KVB 100065

KVB 030137
AGE/CALV. 11/8
AVG. WJ/CALV. 101/7

KVB 050042

WCS 030036
AGE/CALV. 12/7
AVG. WJ/CALV. 115/7

| | | | | | | |
|---|--|--------------------------------------|--|--------------------------------|-----------------------------------|------------------------------------|
| Calving Ease Value 106 | Weaner Calf Value 122 | Fertility Value 108 | Maintenance Value 111 | Cow Value 126 | Growth Value 124 | Carcass Value 115 |
|---|--|--------------------------------------|--|--------------------------------|-----------------------------------|------------------------------------|

| Calf and Mother | | | Fertility | | | | Post-Wean Growth | | | Frame | | | Carcass | | |
|-----------------|-----------|-----------|------------|--------------|-----------|---------|------------------|-----|-----|---------------|--------|--------|---------|-----|-----|
| Birth Dir. | Wean Dir. | Wean Mat. | Scr. Circ. | Heifer Fert. | Cow Fert. | Longev. | Post Wean | ADG | FCR | Mature Weight | Height | Length | EMA | Fat | Mar |
| 110 | 105 | 122 | 130 | 108 | 100 | 108 | 118 | 122 | 110 | 90 | 121 | 124 | 116 | 94 | 102 |

| | | | | | | |
|------------|------------|------------|-----------|-----------|---------|------|
| Wean Index | 365D Index | 540D Index | ADG Index | FCR Index | Scrotum | LH |
| 102 | - | - | 111 | - | 390 | 1.19 |

| Myostatin | |
|-----------|---|
| Q204X | 0 |
| NT821 | 0 |
| F94L | 0 |

REMARKS: **LOGIX** EBV Analysis: 2024-08-19

LOT 39 KAROOVELD BONSMARAS

KVB 220126
2022-10-13 SP

Parentage Sire Dam

DNA

Genomic

WDS 190071

KVB 180080
AGE/CALV. 6/3
AVG. WJ/CALV. 110/3
ICP 463

BP 140025

WDS 170016
AGE/CALV. 7/5
AVG. WJ/CALV. 100/5
ICP 362

AG 110061

KVB 100203
AGE/CALV. 11/8
AVG. WJ/CALV. 99/8
ICP 425

WCS 060011

BP 080032
AGE/CALV. 13/11
AVG. WJ/CALV. 98/9

MJG 130128

WDS 110043
AGE/CALV. 5/2
AVG. WJ/CALV. 100/2

FCT 060109

AG 030203
AGE/CALV. 13/11
AVG. WJ/CALV. 100/11

KVB 060062

KVB 000043
AGE/CALV. 11/8
AVG. WJ/CALV. 109/8

| | | | | | | |
|--|--|-------------------------------------|---------------------------------------|--------------------------------|-----------------------------------|------------------------------------|
| Calving Ease Value 98 | Weaner Calf Value 117 | Fertility Value 99 | Maintenance Value 95 | Cow Value 110 | Growth Value 104 | Carcass Value 108 |
|--|--|-------------------------------------|---------------------------------------|--------------------------------|-----------------------------------|------------------------------------|

| Calf and Mother | | | Fertility | | | | Post-Wean Growth | | | Frame | | | Carcass | | |
|-----------------|-----------|-----------|------------|--------------|-----------|---------|------------------|-----|-----|---------------|--------|--------|---------|-----|-----|
| Birth Dir. | Wean Dir. | Wean Mat. | Scr. Circ. | Heifer Fert. | Cow Fert. | Longev. | Post Wean | ADG | FCR | Mature Weight | Height | Length | EMA | Fat | Mar |
| 93 | 117 | 99 | 112 | 95 | 106 | 99 | 108 | 97 | 89 | 103 | 104 | 114 | 102 | 106 | 105 |

| | | | | | | |
|------------|------------|------------|-----------|-----------|---------|------|
| Wean Index | 365D Index | 540D Index | ADG Index | FCR Index | Scrotum | LH |
| 123 | - | - | 95 | - | 365 | 1.19 |

| Myostatin | |
|-----------|---|
| Q204X | 0 |
| NT821 | 0 |
| F94L | 0 |

REMARKS: **LOGIX** EBV Analysis: 2024-08-19

| Dier Info | | | | Actual Values | | | | | Expected Breeding Values | | | | | | | | | | Indices | | | Dam | | | | |
|------------------------|------------|-----|-----|---------------|--------------|-----------|-----------|---------------------|--------------------------|----------------|----------------|---------------|---------------|----------------|---------------------|-----------|-------------|-----------------|--------------|-------------|------|-----|------------|-----------------|------------|-------------|
| LOT | Animal ID | Sex | SEC | Birth Wt (kg) | 205d Wt (kg) | CCB Ratio | CCW Ratio | Length Height Ratio | Scr. Circ. (mm) | Birth Dir (kg) | Birth Mat (kg) | Wean Dir (kg) | Wean Mat (kg) | Post Wean (kg) | Mature Weight. (kg) | ADG (g/d) | FCR (kg:kg) | Scr. Circ. (mm) | Height. (mm) | Length (mm) | Wean | ADG | Scr. Circ. | Avg. Wean Index | Nr. Calves | Repr. Index |
| Breed Average | | | | 35 | 239 | - | 51.0 | 1.19 | 377 | 1.07 | -0.25 | 15.0 | 3.8 | 24 | 9 | 110 | -48 | 13.4 | - | 18.0 | 104 | 107 | 107 | 102 | 5.0 | 101 |
| Auction Average | | | | 35 | 239 | - | 51.0 | 1.19 | 377 | 0.29 | -0.27 | 14.9 | 5.6 | 31 | -2 | 124 | -46 | 17.6 | -7 | 17 | 104 | 107 | 107 | 102 | 5.0 | 101 |
| 1 | GZV 180213 | M | SP | 33 | 247 | - | 39.6 | 1.22 | 384 | 0.82 | -1.37 | 18.4 | 1.3 | 25.3 | 0.8 | 25 | -22 | 29.4 | -14 | 4 | 106 | 97 | 126 | 105 | 5 | 106 |
| 2 | KVB 210203 | M | SP | 38 | 249 | - | 50 | 1.17 | 389 | 1.25 | 0.54 | 15.6 | 3.5 | 31.7 | 10.0 | 174 | -53 | 19.9 | -4 | 19 | 113 | 97 | 111 | 105 | 7 | 109 |
| 3 | KVB 200068 | M | SP | 35 | 267 | - | 61.7 | - | - | 0.79 | -0.95 | 16.1 | 5.6 | 29.8 | -7.5 | 124 | -66 | 18.4 | -13 | 4 | 108 | - | 108 | 98 | 9 | 110 |
| 4 | KVB 210183 | M | SP | 38 | 226 | - | 40.2 | 1.18 | 385 | 2.03 | -0.69 | 9.5 | 6.7 | 16.9 | 7.5 | 43 | -28 | 11.7 | -21 | -5 | 99 | 117 | 97 | 105 | 8 | 108 |
| 5 | KVB 210110 | M | SP | 36 | 261 | - | 56.1 | 1.22 | 379 | 2.07 | -0.81 | 20.4 | 0.6 | 27.8 | 10.4 | 51 | -15 | 12.5 | -16 | 17 | 119 | 110 | 99 | 102 | 6 | 107 |
| 6 | KVB 210133 | M | SP | 42 | 237 | - | 51.2 | 1.22 | 377 | 2.22 | -0.41 | 14.4 | 5.7 | 27.2 | 17.1 | 134 | -41 | 16.3 | -10 | 25 | 103 | 120 | 105 | 99 | 5 | 105 |
| 7 | KVB 200083 | M | SP | 38 | 247 | - | 51.3 | 1.20 | 394 | 1.65 | 0.09 | 11.6 | 8.0 | 25.6 | -16.0 | 127 | -64 | 18.2 | -14 | -1 | 97 | 114 | 108 | 102 | 3 | 72 |
| 8 | KVB 210189 | M | SP | 38 | 209 | - | 43.1 | 1.15 | 354 | 0.50 | -0.53 | 3.1 | 3.1 | 1.1 | -7.5 | -25 | -16 | -1.6 | -25 | -22 | 90 | 94 | 75 | 93 | 7 | 106 |
| 9 | KVB 220158 | M | SP | 43 | 233 | - | 51.3 | 1.18 | 356 | 2.12 | 0.02 | 16.5 | 5.5 | 33.5 | -2.4 | 143 | -58 | 17 | -11 | 16 | 93 | 108 | 106 | 100 | 5 | 110 |
| 10 | KVB 220081 | M | SP | 29 | 235 | - | 52.9 | 1.19 | 400 | -0.73 | -0.45 | 14.6 | 4.8 | 35.9 | -7.5 | 154 | -50 | 24.3 | -6 | 23 | 98 | 107 | 118 | 97 | 2 | 101 |
| 11 | KVB 220123 | M | SP | 41 | 291 | - | 51 | 1.17 | 381 | 2.91 | -1.08 | 26.5 | 3.0 | 39.6 | 18.2 | 92 | -32 | 22.3 | -7 | 22 | 119 | 109 | 115 | 107 | 3 | 100 |
| 12 | KVB 220149 | M | SP | 38 | 242 | - | 62.2 | 1.16 | 380 | 1.10 | -0.06 | 17.4 | 1.5 | 28.4 | 3.3 | 133 | -51 | 21.9 | -10 | 11 | 114 | 90 | 114 | 107 | 4 | 108 |
| 13 | KVB 220099 | M | SP | 30 | 245 | - | 57.8 | 1.18 | 362 | -3.16 | -0.28 | 8.4 | 8.1 | 28.6 | -17.2 | 134 | -45 | 13.5 | -7 | 17 | 103 | 107 | 100 | 93 | 2 | 100 |
| 14 | KVB 220113 | M | SP | 24 | 224 | - | 41.7 | 1.18 | 390 | -1.60 | -0.58 | 12.3 | 5.2 | 31.5 | 2.2 | 124 | -47 | 19.7 | -8 | 19 | 95 | 94 | 110 | 98 | 2 | 98 |
| 15 | KVB 220120 | M | SP | 35 | 246 | - | 50.5 | 1.21 | 406 | 0.86 | -0.48 | 16.2 | 2.3 | 32.8 | -2.8 | 119 | -24 | 28.6 | -2 | 30 | 101 | 124 | 125 | 98 | 3 | 104 |
| 16 | KVB 220201 | M | SP | 37 | 260 | - | 57.2 | 1.18 | 381 | 0.55 | -0.78 | 20.0 | 1.9 | 38.0 | 1.3 | 168 | -58 | 29.9 | -5 | 26 | 109 | 117 | 127 | 99 | 8 | 108 |
| 17 | KVB 210242 | M | SP | 36 | 243 | - | 43.7 | - | - | 1.13 | -0.10 | 20.0 | 4.2 | 35.0 | 5.5 | 126 | -60 | 15.6 | -3 | 17 | 106 | - | 104 | 104 | 8 | 100 |
| 18 | KVB 220052 | M | SP | 35 | 243 | - | 51.3 | - | - | -0.53 | 0.38 | 18.6 | 12.0 | 42.6 | -2.6 | 202 | -70 | 20.3 | 3 | 34 | 117 | - | 111 | 110 | 2 | 102 |
| 19 | KVB 210246 | M | SP | 38 | 229 | - | 48.4 | - | - | 1.56 | 0.09 | 16.1 | 3.9 | 34.4 | 1.5 | 142 | -62 | 23.7 | -4 | 18 | 98 | - | 117 | 99 | 8 | 109 |
| 20 | KVB 220016 | M | SP | 37 | 210 | - | 44.4 | - | - | -0.01 | 0.29 | 15.4 | 8.5 | 40.4 | 2.2 | 160 | -59 | 18.2 | -6 | 21 | 98 | - | 108 | 98 | 4 | 106 |
| 21 | KVB 220011 | M | SP | 34 | 226 | - | 40.8 | - | - | -1.36 | -0.33 | 9.7 | 8.8 | 27.8 | -16.7 | 122 | -52 | 11.3 | -6 | 13 | 99 | - | 97 | 102 | 10 | 109 |
| 22 | KVB 220036 | M | SP | 37 | 201 | - | 49.5 | - | - | -0.73 | -0.41 | 15.3 | 4.6 | 35.7 | -13.0 | 133 | -51 | 14.7 | -5 | 17 | 92 | - | 102 | 95 | 6 | 106 |
| 23 | KVB 210200 | M | SP | 26 | 220 | - | 52.1 | 1.19 | 351 | -2.29 | -0.28 | 10.9 | 4.5 | 29.3 | -10.0 | 131 | -42 | 5.1 | -18 | 16 | 104 | 108 | 86 | 101 | 2 | 79 |
| 24 | KVB 210169 | M | SP | 42 | 248 | - | 48 | 1.14 | 368 | 2.96 | -0.77 | 11.6 | 4.4 | 14.2 | 5.5 | 34 | -40 | 5.1 | -14 | -7 | 109 | 100 | 86 | 103 | 7 | 105 |
| 25 | KVB 220045 | M | SP | 42 | 202 | - | 57.8 | - | - | 0.63 | 0.79 | 14.2 | 7.7 | 35.4 | -23.2 | 129 | -48 | 14.8 | -4 | 21 | 90 | - | 102 | 94 | 4 | 93 |

| Dier Info | | | | Werklike Syfers | | | | | | Verwagte Teelwaardes | | | | | | | | | | Indekse | | | Moeder | | | |
|---------------------------------------|------------|--------|-----|-----------------|-----------------|-----------|-----------|---------------------|-----------------|----------------------|--------------|--------------|--------------|-------------|------------------|-----------|-------------|-----------------|-------------|-------------|------|-----|------------|------------------|-------------|--------------|
| LOT | Dier ID | Geslag | AFD | Geb. Gewig (kg) | 205d Gewig (kg) | KKG Verh. | KKS Verh. | Lengte Hoogte Verh. | Skr. Omtr. (mm) | Geb Dir (kg) | Geb Mat (kg) | Spn Dir (kg) | Spn Mat (kg) | Na-Spn (kg) | Volw. Gewig (kg) | GDT (g/d) | VOV (kg:kg) | Skr. Omtr. (mm) | Hoogte (mm) | Lengte (mm) | Spn. | GDT | Skr. Omtr. | Gem. Spn. Indeks | Aant. Kalw. | Repr. Indeks |
| Ras Gemiddeld Aanbod Gemiddeld | | | | 35 | 239 | - | 51.0 | 1.19 | 377 | 1.07 | -0.25 | 15.0 | 3.8 | 24 | 9 | 110 | -48 | 13.4 | - | 18.0 | 104 | 107 | 107 | 102 | 5.0 | 101 |
| 26 | KVB 220024 | M | SP | 40 | 215 | - | 59 | - | - | -1.20 | 0.23 | 11.6 | 10.5 | 32.6 | -24.3 | 136 | -54 | 16.8 | -6 | 15 | 99 | - | 106 | 101 | 4 | 101 |
| 27 | KVB 220051 | M | SP | 27 | 228 | - | 53.7 | - | - | -1.89 | -0.06 | 14.8 | 6.3 | 35.2 | -7.1 | 150 | -57 | 16.6 | -2 | 22 | 113 | - | 105 | 113 | 2 | 88 |
| 28 | KVB 210180 | M | SP | 41 | 256 | - | 53.4 | 1.19 | 333 | 2.02 | -0.29 | 11.0 | 5.1 | 10.0 | 0.2 | -28 | -4 | -1.1 | -28 | -14 | 114 | 107 | 76 | 101 | 8 | 108 |
| 29 | KVB 220061 | M | SP | 35 | 248 | - | 56.5 | 1.24 | 380 | 0.05 | -0.35 | 13.8 | 11.0 | 32.1 | 3.4 | 134 | -40 | 20.9 | -8 | 24 | 102 | 115 | 112 | 106 | 6 | 95 |
| 30 | KVB 220154 | M | SP | 36 | 231 | - | 52.2 | 1.19 | 348 | 0.83 | 0.30 | 15.9 | 0.9 | 29.6 | 8.1 | 125 | -29 | 6.5 | -11 | 15 | 109 | 120 | 89 | 105 | 6 | 109 |
| 31 | KVB 220066 | M | SP | 32 | 236 | - | 53.3 | 1.17 | 378 | -2.11 | 0.52 | 10.8 | 11.6 | 31.1 | -9.3 | 182 | -68 | 15.9 | -1 | 22 | 97 | 104 | 104 | 98 | 2 | 94 |
| 32 | KVB 220225 | M | SP | 35 | 236 | - | 50.1 | 1.18 | 378 | 1.41 | -0.70 | 15.7 | 0.6 | 27.0 | 3.3 | 119 | -32 | 16.4 | -12 | 12 | 113 | 104 | 105 | 118 | 2 | 88 |
| 33 | KVB 220090 | M | SP | 26 | 266 | - | 53.9 | 1.20 | 397 | -1.51 | 0.14 | 19.4 | 8.0 | 39.0 | 4.3 | 182 | -60 | 27.1 | 9 | 40 | 114 | 101 | 123 | 107 | 2 | 100 |
| 34 | KVB 220110 | M | SP | 30 | 251 | - | 51.6 | 1.18 | 366 | -0.45 | -0.51 | 17.5 | 8.0 | 40.2 | -6.3 | 183 | -63 | 18.8 | -0 | 31 | 105 | 96 | 109 | 107 | 2 | 100 |
| 35 | KVB 220122 | M | SP | 26 | 227 | - | 46.4 | 1.16 | 368 | -2.81 | 0.08 | 9.1 | 9.6 | 29.8 | -16.5 | 162 | -70 | 13.2 | -11 | 8 | 96 | 99 | 100 | 103 | 2 | 96 |
| 36 | KVB 220165 | M | SP | 39 | 243 | - | 56.6 | 1.18 | 407 | 1.49 | -0.59 | 16.6 | 1.7 | 28.6 | 5.6 | 112 | -34 | 31.8 | -5 | 22 | 100 | 109 | 130 | 98 | 10 | 111 |
| 37 | KVB 220119 | M | SP | 26 | 214 | - | 43.6 | 1.18 | 379 | -0.87 | -0.44 | 12.5 | 5.1 | 34.5 | -3.1 | 170 | -41 | 22.6 | 6 | 32 | 90 | 115 | 115 | 92 | 2 | 101 |
| 38 | KVB 220083 | M | SP | 32 | 246 | - | 53.7 | 1.19 | 390 | -0.01 | 0.37 | 17.4 | 10.2 | 42.3 | -2.1 | 215 | -64 | 31.4 | 17 | 45 | 102 | 111 | 130 | 111 | 2 | 103 |
| 39 | KVB 220126 | M | SP | 39 | 297 | - | 51.5 | 1.19 | 365 | 1.81 | -1.00 | 22.6 | 3.6 | 34.6 | 12.7 | 94 | -30 | 20.5 | 3 | 34 | 123 | 95 | 112 | 110 | 3 | 100 |

EXPLANATION OF CATALOGUE ABBREVIATIONS
VERDUIDELIKING VAN KATALOGUS AFKORTINGS

| | | | |
|---|-----------------|------------------|---|
| Lot Number | LOT | LOT | Lot Nommer |
| Estimated breeding value | EBV | EBV | Beraamde teelwaarde |
| Parentage verification | Parentage | Ouerskap | Ouerskap verifikasie |
| Age in years / Number of calvings | AGE. / CALV. | OOD. / KALF. | Ouderdom in jaar / Aantal kalwings |
| Average Wean index / Number of calves weaned | Ave WI / CALV. | GEM SI / KALF. | Gemiddelde speen indeks / Aantal kalwers gespeen |
| Animal identification number | ID | ID | Dier se identifikasie nommer |
| Herd Book Section | SEC | AFD | Kuddeboek Afdeling |
| Herd Book Section: Pending Registration | PEN | PEN | Kuddeboek Afdeling: Wag vir Registrasie |
| Herd Book Section: Not for Registration | NFR | NFR | Kuddeboek Afdeling: Nie vir Registrasie |
| Herd Book Section: Foundation Generation | FO | FO | Kuddeboek Afdeling: Fondasie Generasie |
| Herd Book Section: Appendix A | A | A | Kuddeboek Afdeling: Aanhangsel A |
| Herd Book Section: Appendix B | B | B | Kuddeboek Afdeling: Aanhangsel B |
| Herd Book Section: Studbook Proper, a registered animal | SP | SP | Kuddeboek Afdeling: Studbook Proper, 'n geregistreerde dier |
| Genomically Tested | GT | GT | Genomies Getoets |
| Homozygous Horned (Celtic test) | HH(c) | HH(c) | Homosigoties horings (Celtic toets) |
| Homozygous Polled (Celtic test) | PP(c) | PP(c) | Homosigoties Poena (Celtic toets) |
| Heterozygous Polled (Celtic test) | Pp(c) | Pp(c) | Heterosigoties Poena (Celtic toets) |
| Phenotypically Polled | P | P | Fenotipies Poena |
| Intercalving Period | ICP | TKP | Tussen-Kalf Periode |
| Birth Direct breeding value | Birth Dir. | Geb. Dir | Geboorte Direk teelwaarde |
| Wean Direct breeding value | Wean Dir. | Spn. Dir. | Speen Direk teelwaarde |
| Wean Maternal breeding value | Wean Mat. | SPn. Mat. | Speen Maternaal teelwaarde |
| Scrotal Circumference | Scr. Circ. | Skr. Omt. | Skrotum omtrek |
| Heifer Fertility | Heifer Fert. | Vers Vrugb. | Vers Vrugbaarheid |
| Cow Fertility | Cow Fert. | Koei Vrugb. | Koei Vrugbaarheid |
| Longevity | Longev. | Lankl. | Lanklewendheid |
| Mature Weight | Mat. Wt. | Volw. Gewig | Volwasse gewig |
| Average Daily Gain (g/day) | ADG | GDT | Gemiddelde Daaglikse Toename |
| Feed Conversion Ratio (kg:kg) | FCR | VOV | Voeromset Verhouding |
| Eye Muscle Area | EMA | OSO | Oogspier grootte |
| Backfat Thickness | Fat | Vet | Rugvet Diepte |
| Marbeling (intra-muscular fat) | Mar | Mar | Marmering (binne-spierse vet) |
| 365-day weight index | 365D Index | 365D Indeks | 365-dae gewig indeks |
| 540-day weight index | 540D Index | 540D Indeks | 540-dae gewig indeks |
| Length-Height ratio | LH | LH | Lengte-Hoogte Verhouding |
| Actual Birth weight | Birth Wt. | Geb. gewig | Werklike Geboorte gewig |
| 205-day Dam-age corrected weight | 205d Wt. | 205d gewig | 205-dag Moeder-ouderdom gekorrigeerde gewig |
| Cow-Calf Birth Ratio | CCG | KKG | Koei-Kalf Geboorte Verhouding |
| Cow-Calf Wean Ratio | CCW | KKS | Koei-Kalf Speen Verhouding |
| Average Weaning Index | Avg. Wean Index | Gem. Spn. Indeks | Gemiddelde speen indeks |
| Number of Calves | Nr. Calves | Aant. Kalw. | Aantal kalwers |
| Reproduction Index | Repr. Index | Repr. Indeks | Reproduksie indeks |
| Animal sex: M - Male, F - Female | M / F | M / V | Dier geslag: M - Manlik, V - Vroulik |